

# Family and Friends 1

Workbook

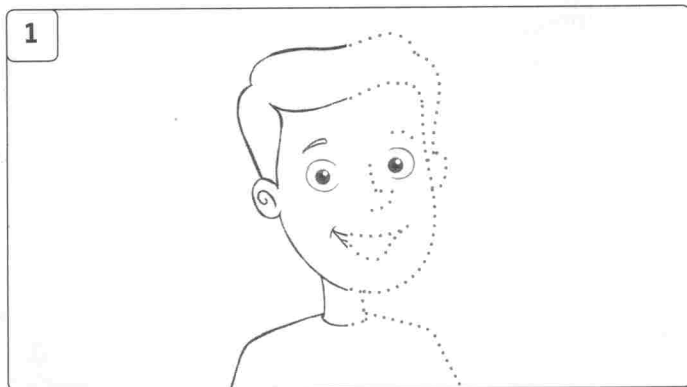


Naomi Simmons


OXFORD

## Lesson One


### 1 Trace and circle.



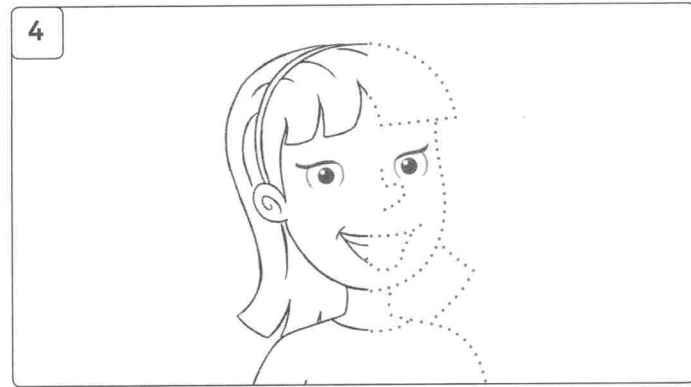
My name's **Tim** / Billy.



My name's **Rosy** / Billy.




My name's **Miss Jones** / Tim.



My name's **Miss Jones** / Rosy.

### 2 Draw yourself and write.




What's your name?

My name's \_\_\_\_\_.

1 Write.

name you I'm Bye Hello Tim



2 Match.



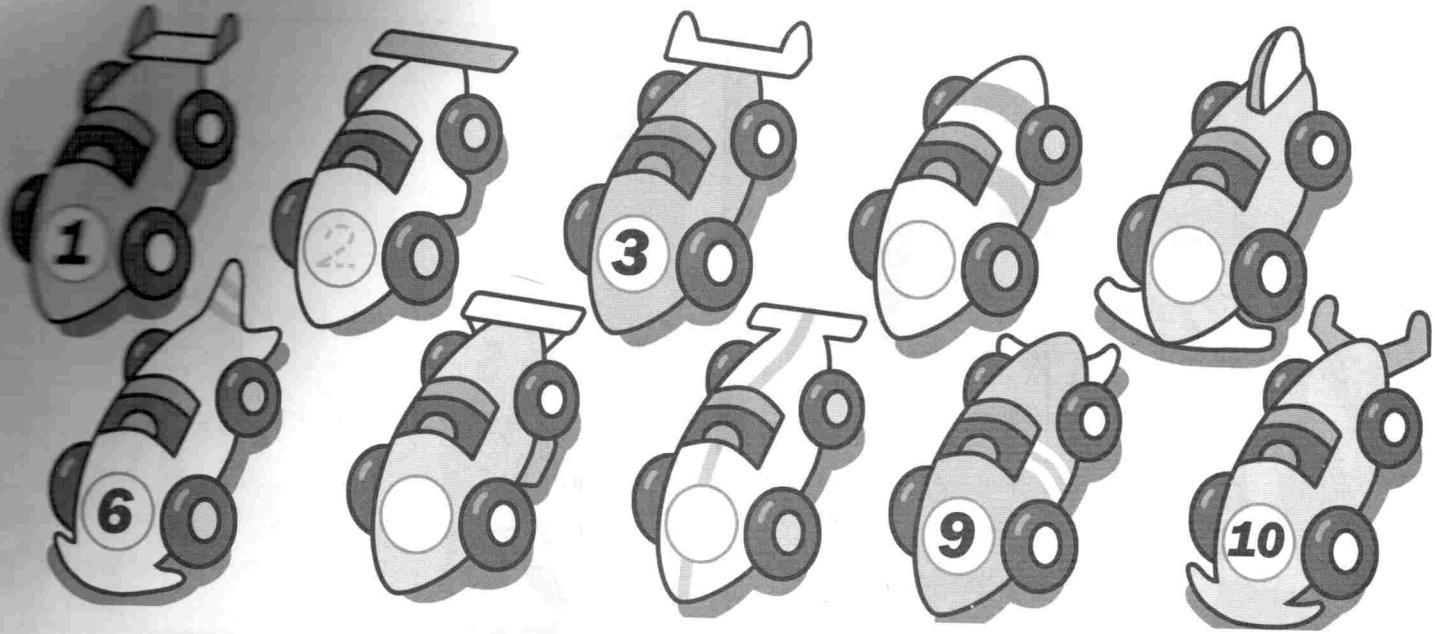
- 1 Hello.  b
- 2 How are you?
- 3 What's your name?
- 4 Goodbye.

- a Bye.
- b Hello.
- c I'm fine.
- d My name's Tim.

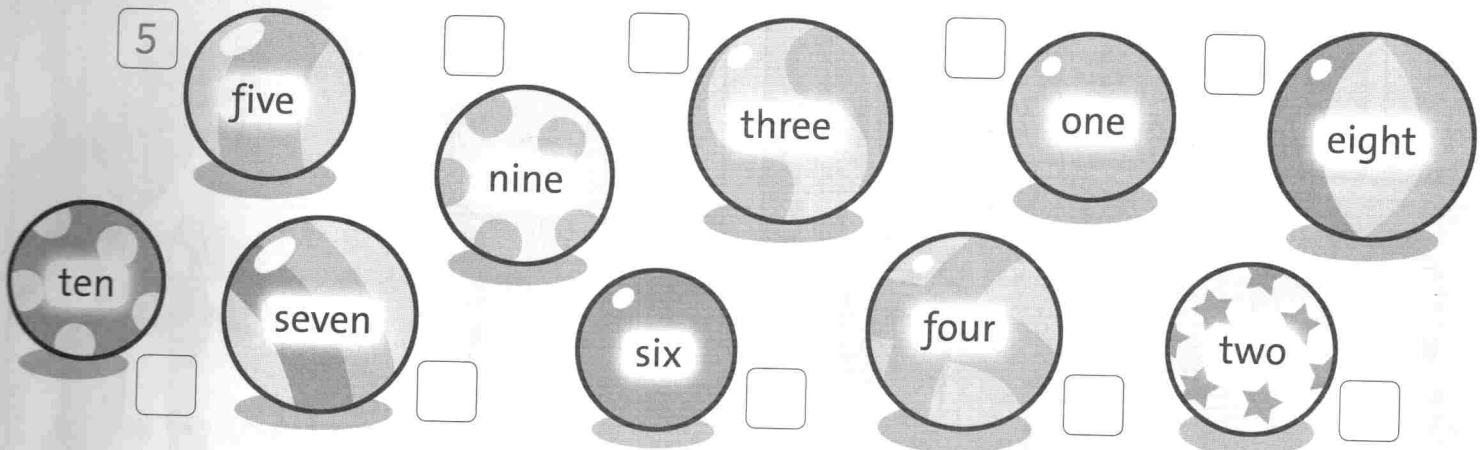


# Lesson Three


1 Write. Then point and say.



2 Write the numbers.




3 Write.



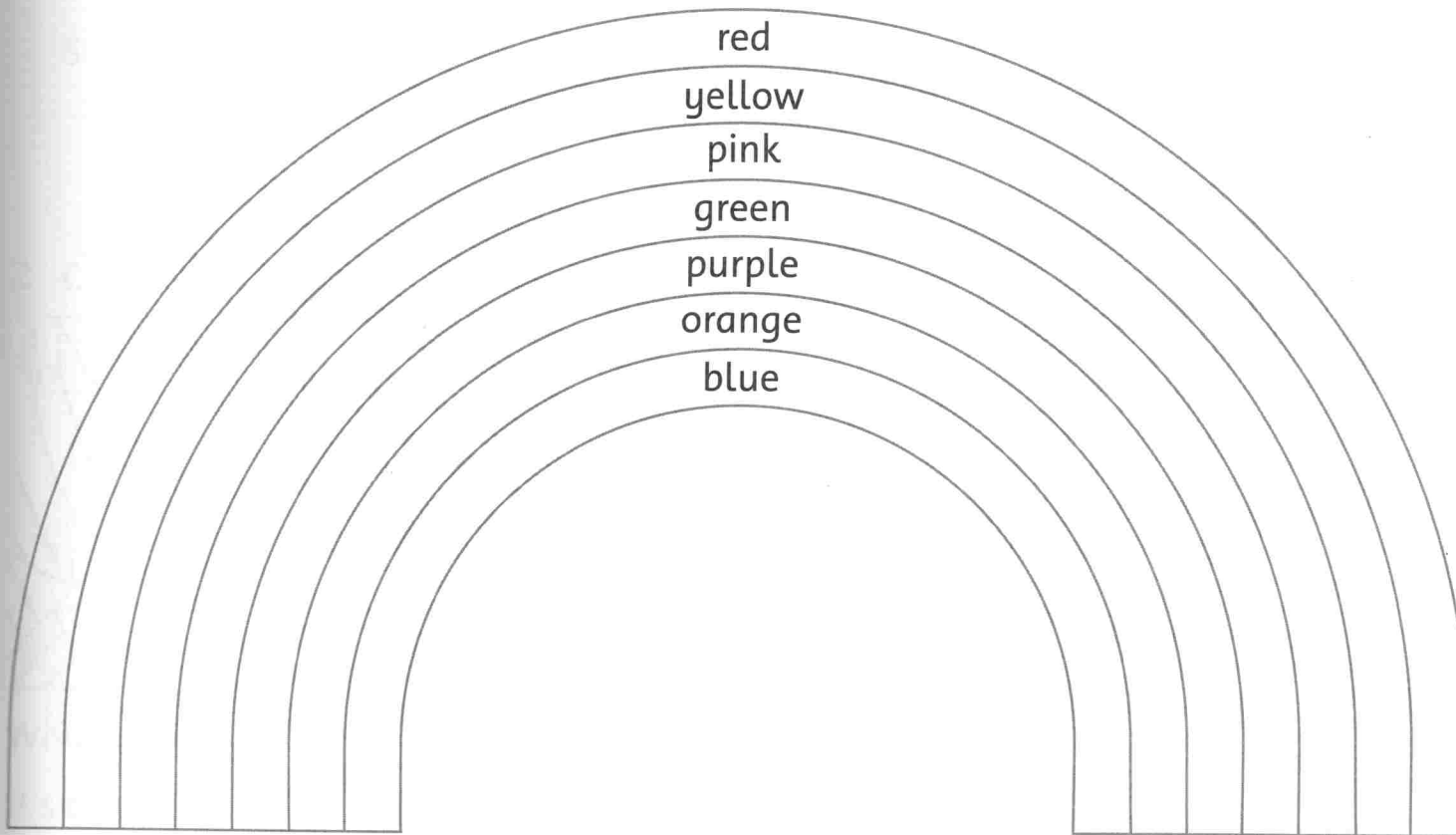


1 Write.

S W M T F ~~S~~ T



2 Read and colour.



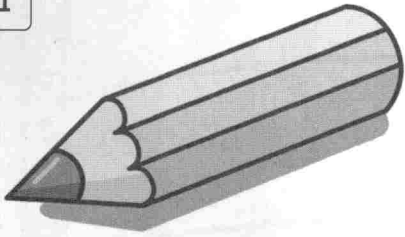
# 1

# What's this?

## Lesson One Words


1 Circle the correct word.

1




book / pencil

2



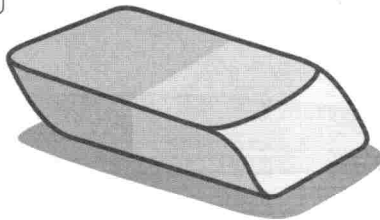
book / ruler

3



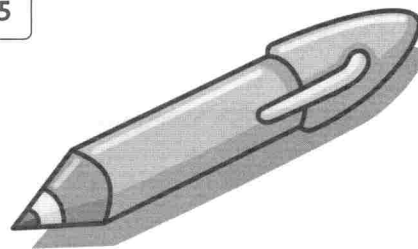
ruler / rubber

4




rubber / pen

5



book / pen

2 Write.



1 ruler

2 p \_\_\_\_\_

3 b \_\_\_\_\_

4 r \_\_\_\_\_

5 p \_\_\_\_\_

1 Order the words. Match.

1 pen. It's a

It's a pen. b

2 It's ruler. a

\_\_\_\_\_ .

3 pencil. a It's

\_\_\_\_\_ .

4 book. It's a

\_\_\_\_\_ .


5 a rubber. It's

\_\_\_\_\_ .


a



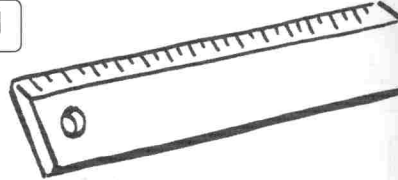
b



c




d



e

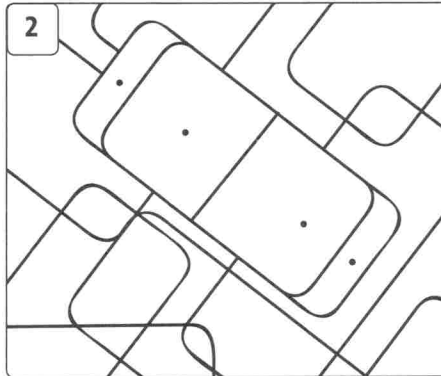


2 Colour and write.



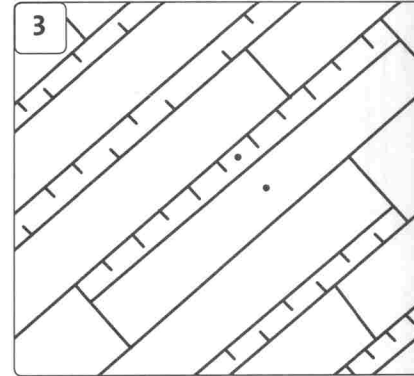
What's this?

It's a pencil .



What's \_\_\_\_\_ ?

It's \_\_\_\_\_ .



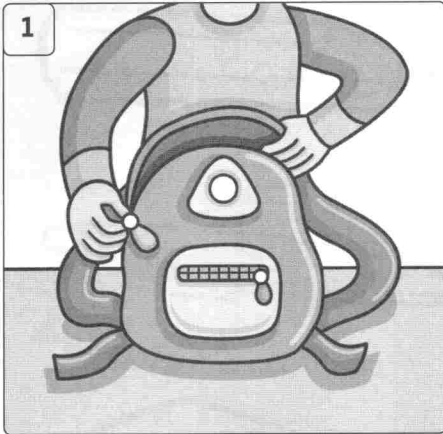
What's \_\_\_\_\_ ?

\_\_\_\_\_ .

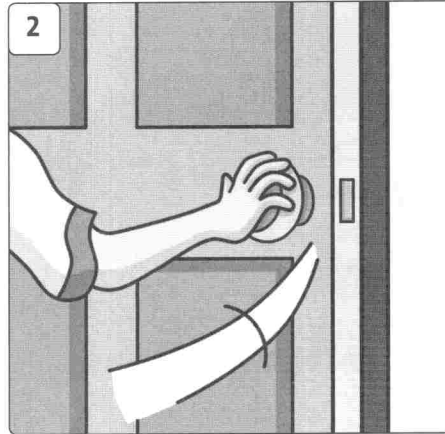
# Lesson Three Words

## 1 Write.

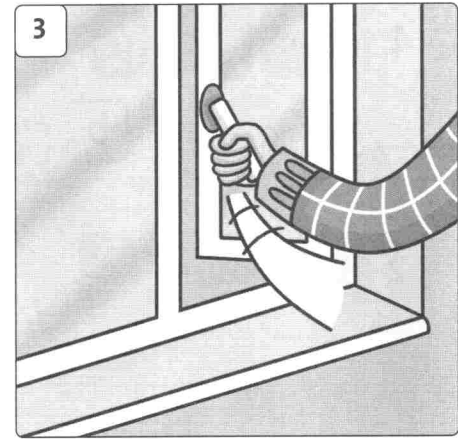
door window ~~bag~~



Open the bag.



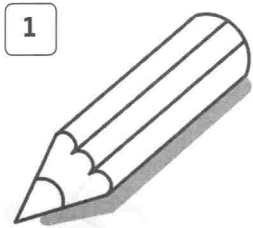
Close the \_\_\_\_\_.



Open the \_\_\_\_\_.

## 2 Look and write.

door window pen bag ~~pencil~~ book ruler

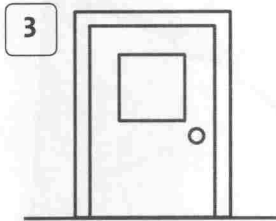



1 p e n c i l

2 [ ] [ ] o [ ]

3 [ ] o [ ] [ ]

4 [ ] [ ] l [ ] [ ]



t

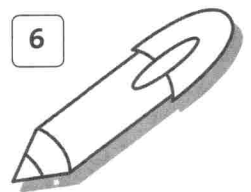
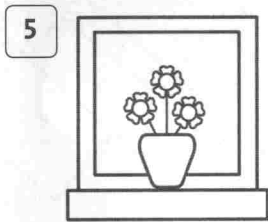

h

5 [ ] i [ ] [ ] [ ] [ ] [ ]

6 [ ] [ ] n [ ]

7 [ ] [ ] g [ ]

s




1 Trace the correct sound.




a c



d c




d a



b a

2 Write.




a pple



ird



at



og

3 Read and write the letters a, b, c and d.



The c at likes irds.

The og likes pples.

Here's the at with the ird.

Here's the og with the pple.



4 Match.

A

B

C

D

c

a

d

b

## Reading

## 1 Circle the correct word and write.

1

My name's Emma.Sally Sue Emma


2



This is my school \_\_\_\_\_.

book ruler bag

3



It's a \_\_\_\_\_.

pen rubber bag

4



And this is a blue \_\_\_\_\_.

book ruler pencil

5



And a red \_\_\_\_\_.

pen pencil rubber

## 2 Read and colour.

This is my pencil case.

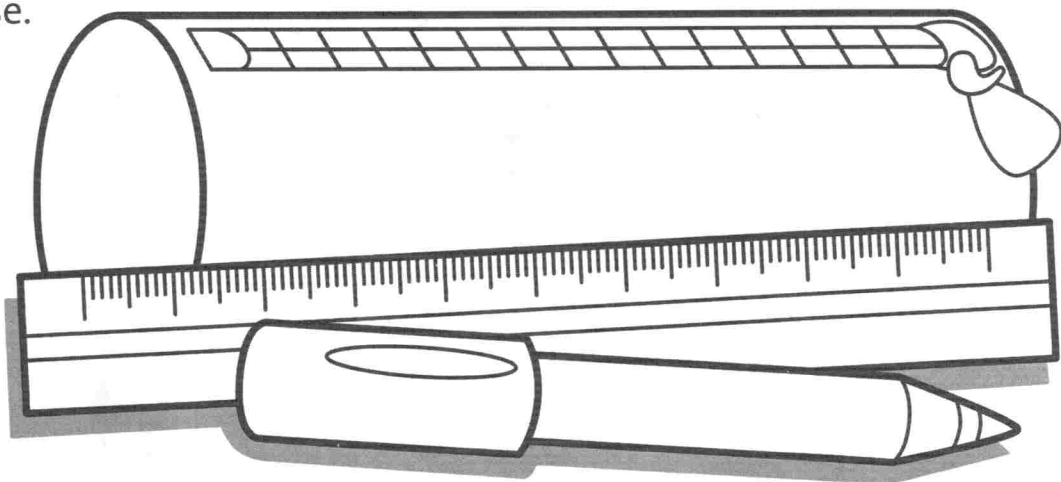
It's green.

This is my pen.

It's red.

This is my ruler.

It's yellow.





## Writing

## 1 Count the words and write.

- |                          |       |                      |       |
|--------------------------|-------|----------------------|-------|
| 1 Open your book.        | 3     | 2 It's blue.         | _____ |
| 3 Look at this.          | _____ | 4 This is Emma.      | _____ |
| 5 This is my school bag. | _____ | 6 Look at the train. | _____ |

## About me!

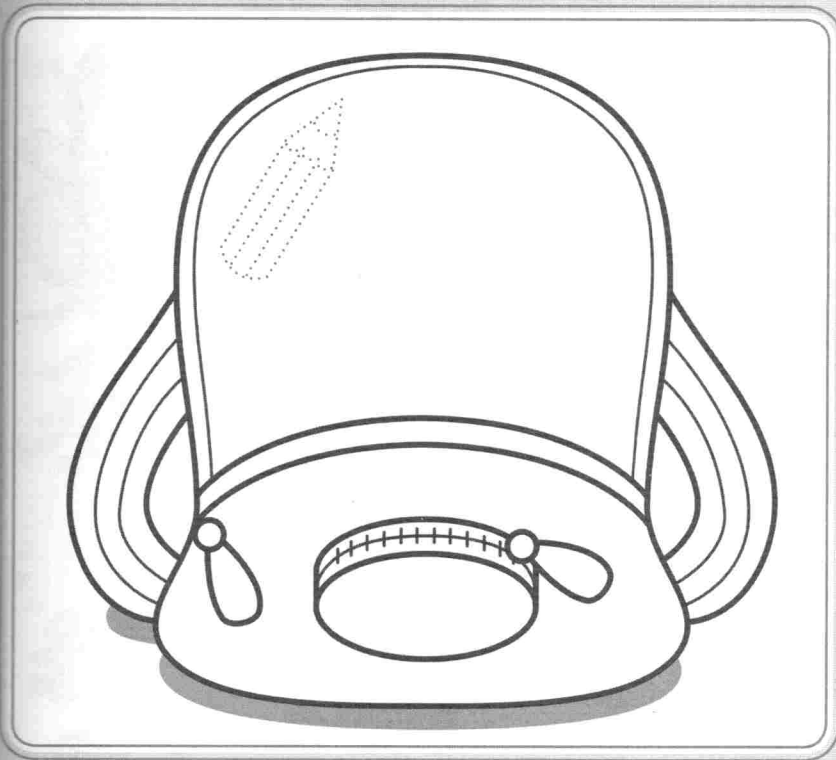
## 2 Look at your school things. Write the colours.

red    yellow    blue    green    pink    purple    orange

pen \_\_\_\_\_      pencil \_\_\_\_\_      rubber \_\_\_\_\_  
 bag \_\_\_\_\_      ruler \_\_\_\_\_      book \_\_\_\_\_

## 3 Draw, colour and write about three of your school things.


*This is a pencil. It's blue.*



This is a \_\_\_\_\_  
 It's \_\_\_\_\_  
 This is a \_\_\_\_\_  
 It's \_\_\_\_\_  
 This is a \_\_\_\_\_  
 It's \_\_\_\_\_

## Lesson One Words

## 1 Number the picture.




- |   |        |
|---|--------|
| 1 | teddy  |
| 2 | car    |
| 3 | doll   |
| 4 | puzzle |
| 5 | ball   |


## 2 Look at the picture above. Read and colour.

The ball is green. The teddy is orange. The car is red.


## 3 Write.




It's a ball.



It's a \_\_\_\_\_.



It's a \_\_\_\_\_.




It's a \_\_\_\_\_.



It's a \_\_\_\_\_.




1 Look at the pictures and match. Then write.



This is my puzzle.



This is \_\_\_\_\_ ball.



This \_\_\_\_\_ doll.



\_\_\_\_\_ teddy.


2 Write.

Yes, it is. No, it isn't.




1 Is it a doll?

Yes, it is.



2 Is it a teddy?

\_\_\_\_\_.



3 Is it a puzzle?

\_\_\_\_\_.




4 Is it a ball?


\_\_\_\_\_.

1 Trace and write.

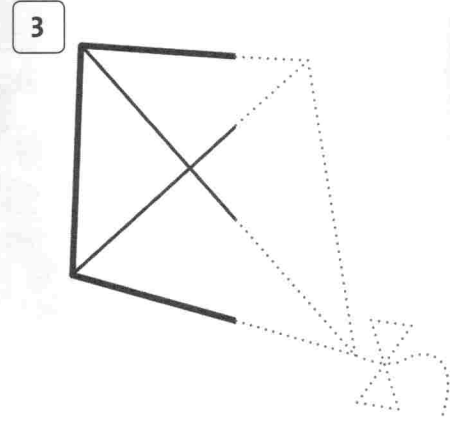
train ~~bike~~ kite



This is my bike.




This is my \_\_\_\_\_.




This is my \_\_\_\_\_.

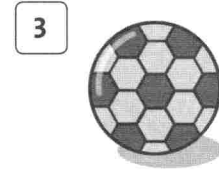
2 Find and circle the words. Then write.




puzzle



b \_\_\_\_\_



b \_\_\_\_\_




t \_\_\_\_\_


t	e	d	d	y	p
★	k	c	a	r	u
b	i	k	e	★	z
a	t	★	★	★	z
l	e	★	★	★	l
l	d	o	l	l	e
t	r	a	i	n	★




d \_\_\_\_\_



k \_\_\_\_\_




t \_\_\_\_\_

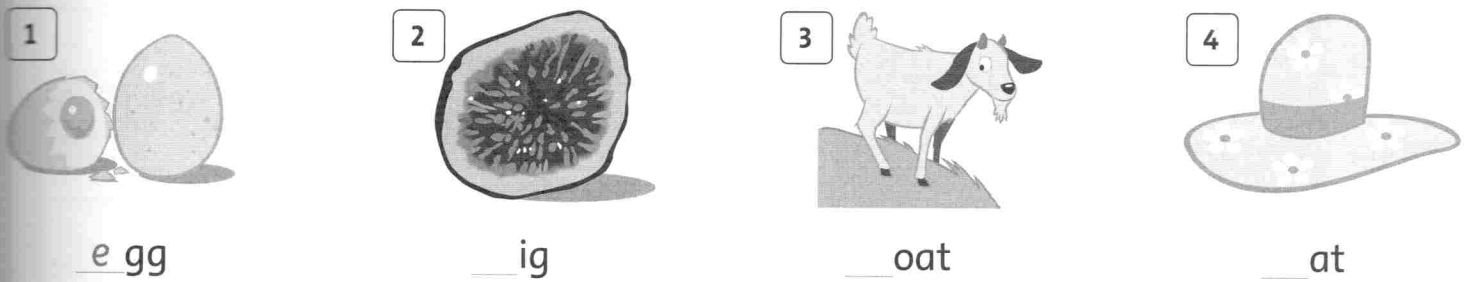


c \_\_\_\_\_

1 Say the sound. Say the words. Colour the correct picture.



2 Write.




3 Read and write the letters *e*, *f*, *g* and *h*.



There's an egg with a blue hat.  
 Look, the goat's got a hat.  
 The goat likes grapes.




4 Match.



## Reading

1 Read again and write T (true) or F (false).



### My Favourite ...


What's my favourite toy,  
My favourite one of all?  
Is it my train? Is it my car?  
No, it's my yellow ball.

What's my favourite colour?  
You may like it too.  
Is it green? Is it red?  
No, it's the colour blue.

What's my favourite animal?  
It's furry and it's fat.  
Is it a dog? Is it a goat?  
No, it's a lovely cat.

Tom, age 7

- 1 My favourite toy is a car.  F
- 2 My favourite toy is a ball.
- 3 My ball is green.
- 4 My ball is yellow.
- 5 My favourite colour is blue.
- 6 My favourite colour is red.
- 7 My favourite animal is a dog.
- 8 My favourite animal is a cat.



2 Write the words in the correct box.

train green red goat ball dog car cat blue

toys

train

colours

animals



Writing

1 Circle the words. Write the sentences and match.

1 This is my bike.

This is my bike.

b




2 Open the door.

\_\_\_\_\_ .



3 This is my red ball.

\_\_\_\_\_ .



4 Close the window.

\_\_\_\_\_ .




About me!

2 Circle your toys. Underline your favourite toy.

bike car train doll teddy puzzle kite ball

3 Draw and write about your toys.



This is my \_\_\_\_\_ .

This is \_\_\_\_\_ .

This \_\_\_\_\_ .

This \_\_\_\_\_ .

My favourite toy is a \_\_\_\_\_ .

## Lesson One Words

### 1 Number the picture.




- 1 leg
- 2 face
- 3 ear
- 4 nose
- 5 arm

### 2 What's next? Look, draw and write.

ears   legs   ~~arms~~   face



arms




1 Count and circle. Then write.

one two



arm / arms

two arms



leg / legs

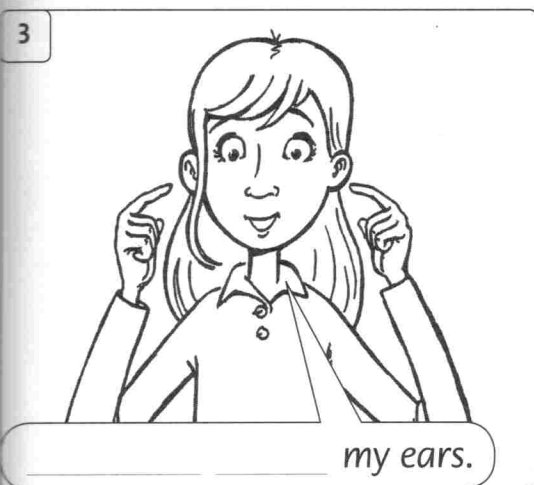





nose / noses



ear / ears

2 Look at the pictures and match. Then write.

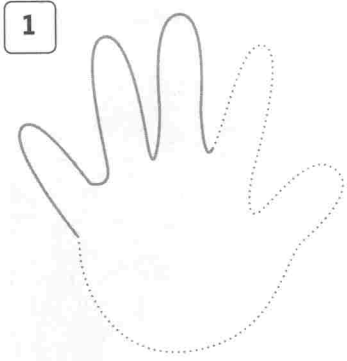


These are

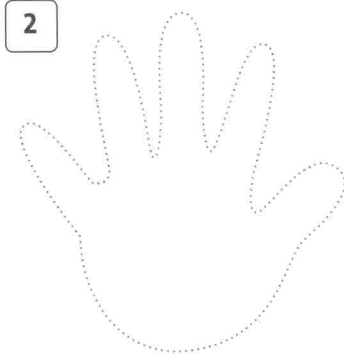


## Lesson Three Words

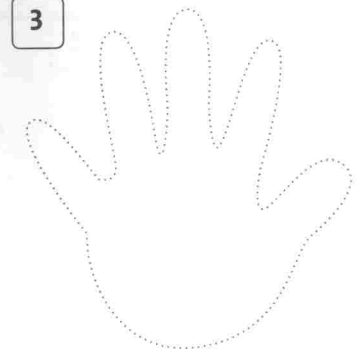
### 1 Read and trace.



Trace three fingers.




Trace five fingers.



Trace one finger.

### 2 Read and colour.



Colour the legs yellow.  
Colour the eyes blue.  
Colour the nose green.  
Colour the ears red.  
Colour the face pink.  
Colour the hands orange.

### 3 Look at the picture again and write.

1 The eyes are blue.

3 The \_\_\_\_\_ is green.

5 The \_\_\_\_\_ are yellow.

2 The \_\_\_\_\_ are red.

4 The \_\_\_\_\_ are orange.

6 The \_\_\_\_\_ is pink.

1 Match.

I

J

K

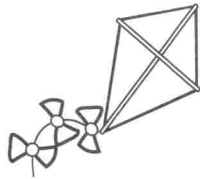
L

k

i

l

j



2 Read and write the letters *i, j, k* and *l*.



The lion's got some    am.  
 The    ion's got some    nk.  
 Look! Here is a    ite.  
 Oops! The    ion is a mess.




3 Write.

1



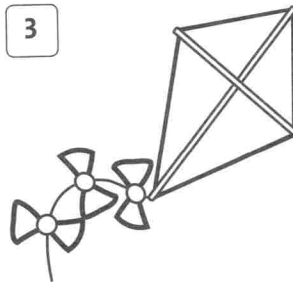
   j am

2



   ird

3



   ite

4



   ig

5




   ion

6



   nk

7



   pple

8


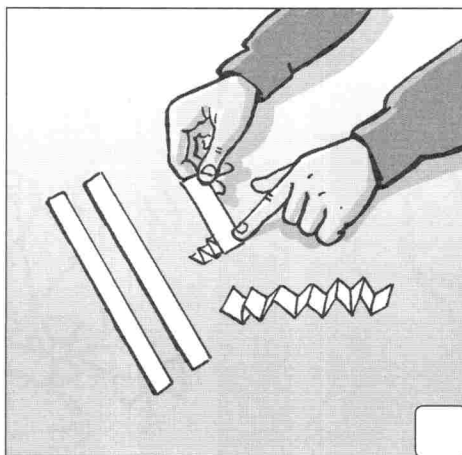
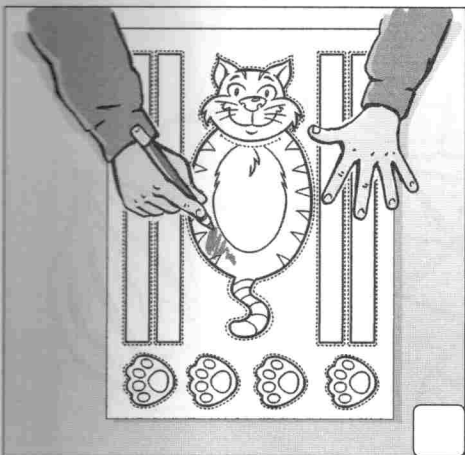




   at

## Reading

## 1 Read and number the pictures.

- 1 This is my paper cat.
- 2 Colour the face and body. Colour the legs and paws.
- 3 Now cut out the body. And cut the face.
- 4 Cut out the four legs. Fold the legs.
- 5 Cut out the paws. Stick the paws on the legs.
- 6 Stick the legs on the body.



## 2 Read again and circle.

- 1 This is my paper **pen** / **cat**.
- 2 Colour the **face** / **hat**.
- 3 Cut out the **four** / **six** legs.
- 4 Stick the **legs** / **fingers** on the body.



## Writing

## 1 Underline the sentences. Count and write.

1 Cut out the four legs. Fold the legs. 2

2 This is my nose. \_\_\_\_\_

3 This is my pen. This is my pencil. And this is my ruler. \_\_\_\_\_

4 It's a rubber. It's my red rubber. \_\_\_\_\_

5 It's orange. The nose is pink. The eyes are green. It's a tiger! \_\_\_\_\_

## About me!


## 2 Match.

eyes    ears    nose    legs    arms    face    hands    fingers

This is my

These are my

## 3 Draw and write about your body.



My name's \_\_\_\_\_.

This is my \_\_\_\_\_.

This \_\_\_\_\_.

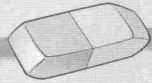
These are my \_\_\_\_\_.

These are \_\_\_\_\_.

These \_\_\_\_\_.


\_\_\_\_\_.

\_\_\_\_\_.



**1 Read and colour.**

- Colour the rubber red.
- Colour the book blue.
- Colour the bag yellow.
- Colour the ruler orange.
- Colour the pen green.
- Colour the pencil purple.



**2 Look at the picture again and write.**

- 1 How many boys? 2 boys
- 2 How many girls? \_\_\_\_\_
- 3 How many windows? \_\_\_\_\_
- 4 How many doors? \_\_\_\_\_

**3 Write the words in the correct box.**

eyes   pen   ball   legs   teddy   ruler   hands  
 book   ~~train~~   puzzle   face   pencil

**toys**

train \_\_\_\_\_

\_\_\_\_\_

\_\_\_\_\_

\_\_\_\_\_

**school**

\_\_\_\_\_

\_\_\_\_\_

\_\_\_\_\_

\_\_\_\_\_

**body**

\_\_\_\_\_

\_\_\_\_\_

\_\_\_\_\_

\_\_\_\_\_

4 Order the words.

1 this? What's

What's this ?

2 old you? How are

\_\_\_\_\_ ?

3 It's ball. a

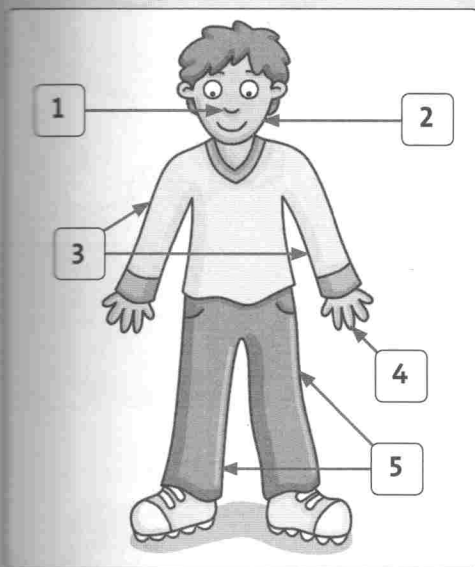
\_\_\_\_\_ .

4 your name? What's

\_\_\_\_\_ ?

5 Look at the picture and write.

nose face fingers legs arms



1 This is my nose .


2 This is my \_\_\_\_\_ .

3 These are \_\_\_\_\_ .

4 These \_\_\_\_\_ .

5 \_\_\_\_\_ .

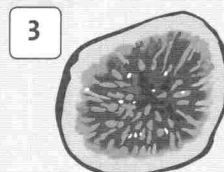
6 Write.




a pple




oat




ig




ird



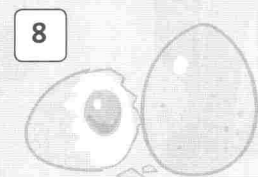
am



at



nk



gg

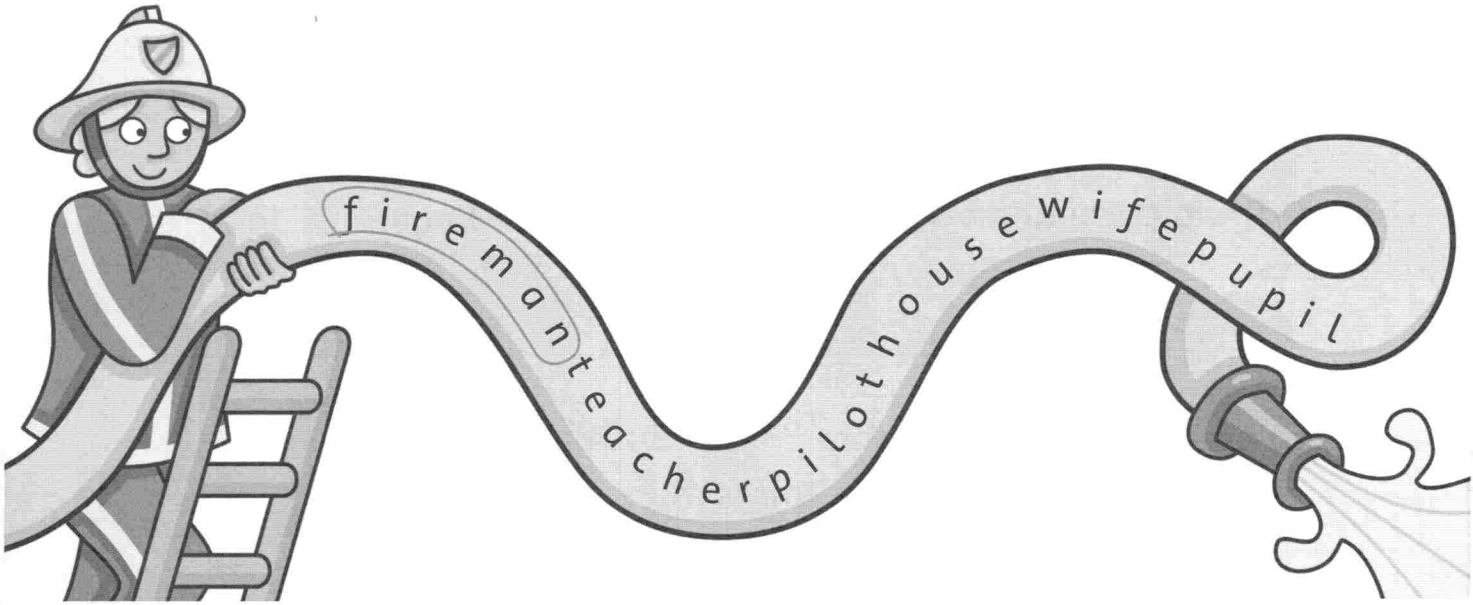
# 4

# He's a hero!



## Lesson One Words

### 1 Find and circle the words.

housewife fireman pupil teacher pilot



### 2 Match and write.



housewife


1 Look at the pictures and match. Then write.

fireman housewife teacher ~~pilot~~



He's 

He's a pilot.



She's

a \_\_\_\_\_.



a \_\_\_\_\_.

a \_\_\_\_\_.

2 Order the words.




1 Is a she housewife? Is she a housewife?

2 she is. Yes, \_\_\_\_\_.



3 fireman? Is a he \_\_\_\_\_?

4 No, isn't. he \_\_\_\_\_.





5 a teacher? Is she \_\_\_\_\_?

6 she Yes, is. \_\_\_\_\_.



1 Read and match.




He's a farmer.

She's a doctor.


He's a policeman.

2 Find and circle the words. Then write.



pupil

p	o	l	i	c	e	m	a	n	★
i	t	e	a	c	h	e	r	★	p
l	f	i	r	e	m	a	n	★	u
o	f	a	r	m	e	r	★	★	p
t	d	o	c	t	o	r	★	★	i
h	o	u	s	e	w	i	f	e	l



f




p




h



f



d



t




p



1 Trace the correct sound.



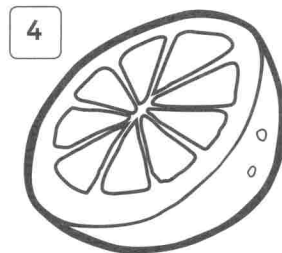
m n



o p

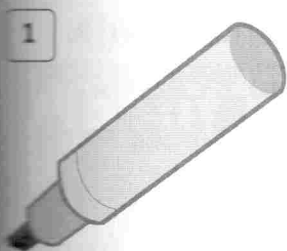


m n



n o


2 Write.




p en



um



range



nurse

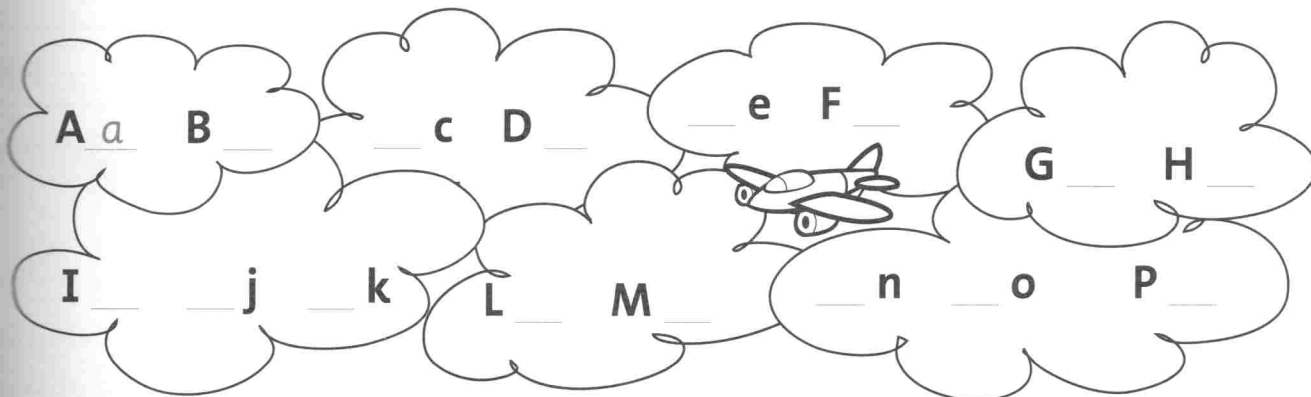
3 Read and write the letters *m*, *n*, *o* and *p*.



My mum is a nurse.  
 She's got an orange and a pen.  
 She can eat the orange.  
 She can write with the pen.



4 Write the capital or small letters.



## Reading

### 1 Read.



My name's Harry.  
I'm eight.



This is my dad.  
He's a pilot.



This is my mum.  
She's a teacher.



This is my grandma.  
She's a housewife.



And this is my sister, Ella.  
She's six. She's a pupil.



We're a happy family

### 2 Match.

teacher

housewife

pilot

pupil



### 3 Write the words in the correct box.

eight    mum    Harry    pilot    grandma    housewife    Ella    six

family

jobs


numbers

names

mum


## Lesson One Words

### 1 Number the picture.



- 1 swing
- 2 slide
- 3 seesaw
- 4 net
- 5 tree

### 2 Write.




What's this?  
It's a tree.




What's this?  
It's \_\_\_\_\_.



What's this?  
It's \_\_\_\_\_.



What's this?  
\_\_\_\_\_





What's this?  
\_\_\_\_\_

1 Join the dots in the three pictures. Then read and match.

3. .4

.5

6.



4. 5.  
8.  
1.  
3 2 7 6

1 Rosy's

on


the



2 Billy's

under

the



3 Tim's

in

the



2 Look at the pictures above and write.

slide on net in tree under

1 Where's Tim? He's on the \_\_\_\_\_.


2 Where's Rosy? She's \_\_\_\_\_ the \_\_\_\_\_.

3 Where's Billy? He's \_\_\_\_\_ the \_\_\_\_\_.

# Lesson Three Words

## 1 Write.

frisbee ice cream pool



1 What's in the pool ?

A ball.

2 Where's the \_\_\_\_\_ ?



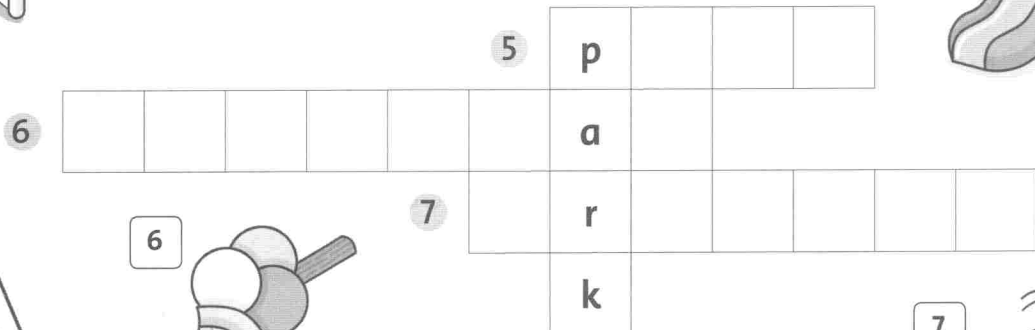
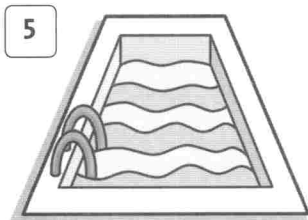

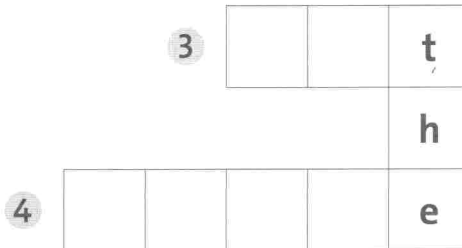
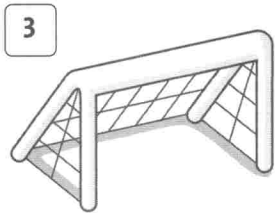

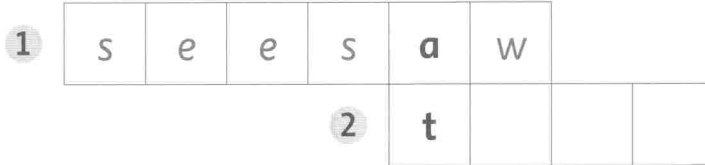

It's under the chair.

3 Where's the \_\_\_\_\_ ?

It's on the table.

## 2 Look and write.

tree seesaw frisbee pool net slide ice cream



1 Match.

Q

R

S

T

U


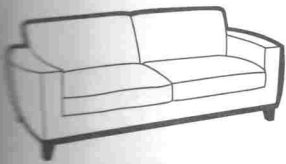
s

q


r

u

t



2 Read and write the letters *q*, *r*, *s*, *t* and *u*.



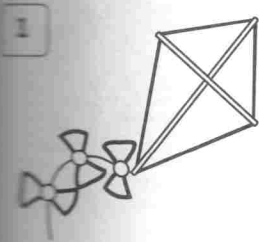
The queen is on the usofa.

The ueen has got a rabbit.

The reddy is on the usofa.

The reddy has got an umbrella.


3 Write.




kite



nurse



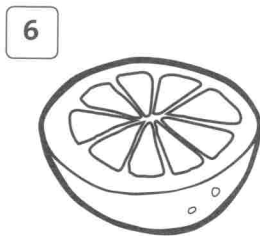
queen




rabbit



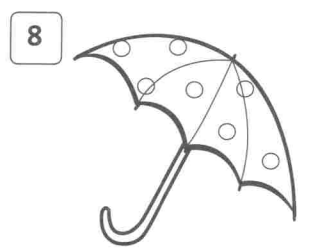
reddy



orange



usofa



umbrella

## Reading

### 1 Look at the picture. Read and write.

doll    ball    ~~bike~~    kite    teddy

1 A toy is under a tree. What is it?

It's a bike.

2 A toy is on the slide. What is it?

It's a \_\_\_\_\_.

3 A toy is in the net. What is it?

It's a \_\_\_\_\_.

4 A toy is in a tree. What is it?

It's a \_\_\_\_\_.

5 A toy is on the seesaw. What is it?

It's a \_\_\_\_\_.



### 2 Read and write T (true) or F (false).

1 The bike is in a tree. F

2 The teddy is under the slide. \_\_\_\_\_

3 The ball is in the net. \_\_\_\_\_

4 The kite is in a tree. \_\_\_\_\_

5 The doll is on the seesaw. \_\_\_\_\_



## Writing

1 Circle the names. Write the sentences with capital letters at the start of the names.

1 My name's tim.

My name's Tim.

2 This is rosy.

\_\_\_\_\_

3 rosy and billy are here.

\_\_\_\_\_

4 tim is a pupil.

\_\_\_\_\_

## About me!

2 Circle the things in a park.

lion    swing    window    slide    sofa    seesaw    door  
pool    tree    queen    ball    frisbee    ink

3 Draw and write about you and your friends at the park.

James is under the tree.

This is me and my friends at the park. I am \_\_\_\_\_ the \_\_\_\_\_.

\_\_\_\_\_ is \_\_\_\_\_ the \_\_\_\_\_.

\_\_\_\_\_ is \_\_\_\_\_ the \_\_\_\_\_.

The \_\_\_\_\_ is \_\_\_\_\_.

The \_\_\_\_\_ is \_\_\_\_\_.


## Lesson One Words

### 1 Number the picture.




- 1 mum
- 2 dad
- 3 sister
- 4 brother
- 5 grandma
- 6 grandpa

### 2 Write.



This is my brother.




This is \_\_\_\_\_.



This \_\_\_\_\_.



\_\_\_\_\_.



\_\_\_\_\_.

This is my family.




1 Read and number the pictures.

1 It's Rosy's kite.


2 It's Mum's book.

3 It's Grandma's umbrella.

4 It's Dad's bag.



2 Read and colour.



Rosy's hat is red. Tim's hat is green.

Rosy's kite is red and orange.

Tim's kite is green and purple.

Rosy's ice cream is brown.

Tim's ice cream is pink.

3 Look at the pictures and write.



Billy



Grandpa

1



This is Grandpa's egg.

2



This is \_\_\_\_\_ ice cream.

3



This is \_\_\_\_\_ pen.

4




This is \_\_\_\_\_ bike.



Tim




Dad

1 Colour the  words red and the  words yellow.

mum uncle grandpa aunt dad sister grandma brother cousin cousin

2 Find and circle the family words. Then write.




dad



g



u




a

g	r	a	n	d	m	a	u
r	★	c	o	u	s	i	n
a	s	i	s	t	e	r	c
n	★	m	★	★	★	d	l
d	a	u	n	t	★	a	e
p	★	m	★	★	★	d	★
a	b	r	o	t	h	e	r



m



b



s





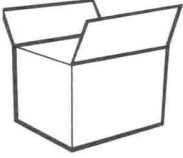

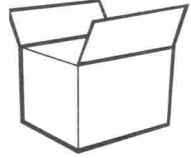





c

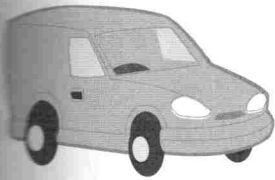

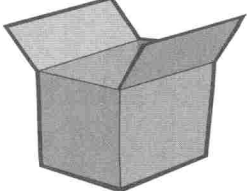




g


1 Say the sound. Say the words. Colour the correct picture.

<b>Vv</b>			<b>Ww</b>		
<b>Xx</b>			<b>Yy</b>		
<b>Zz</b>					


2 Write.

				
v an	__indow	bo__	__o-yo	__ebra


3 Read and write the letters v, w, x, y and z.



Look out of the window.  
 What can you see?  
 I can see a zebra in a van,  
 And a yo-yo on a bo\_\_.









4 Write.



Reading

1 Read and number the pictures.

- 1 My sister's kite is in the tree. Look!
- 2 My dad throws a ball.
- 3 My uncle throws his hat.
- 4 A bird's in the tree. It's got the kite.
- 5 Thank you, bird!
- 6 Here's my family with the kite. We are happy now.



2 Read again and write.

kite    uncle    ~~tree~~    bird    ball

- 1 His sister's kite is in the tree .
- 2 Oli's dad throws a \_\_\_\_\_ .
- 3 Oli's \_\_\_\_\_ throws his hat.
- 4 A \_\_\_\_\_ is in the tree too.
- 5 Here's Oli's family with the \_\_\_\_\_ .

## Writing

1 Trace and write question marks.

?

?

?

?

2 Write the sentences with question marks and capital letters.

1 who's this

Who's this?

2 is this your teddy

3 where's your bike

4 is it a puzzle

5 what's your name

## About me!

3 Choose four family members. Write what they have got.

umbrella

bag

bike

pen

car

hat

ball

kite

mum

sister

aunt

dad

grandma


uncle

brother

grandpa

cousin

4 Draw and write about their things. *This is my brother's ball.*




This is my \_\_\_\_\_.

This is \_\_\_\_\_.

This \_\_\_\_\_.






1 Look and write.




- 1 This is Bob's frisbee.
- 2 This is \_\_\_\_\_ teddy.
- 3 This \_\_\_\_\_ ball.
- 4 \_\_\_\_\_ pen.

2 Write.


Yes, he is.    ~~No, he isn't.~~    Yes, she is.    No, she isn't.



1 Is he a policeman?  
No, he isn't.



2 Is she a teacher?  
 \_\_\_\_\_,



3 Is he a farmer?  
 \_\_\_\_\_,



4 Is she a housewife?  
 \_\_\_\_\_,

3 Write the words in the correct box.

~~doctor~~    aunt    swing    fireman    slide    pupil  
 grandma    net    uncle    nurse    cousin    seesaw

jobs

doctor

\_\_\_\_\_

\_\_\_\_\_

\_\_\_\_\_

family

\_\_\_\_\_

\_\_\_\_\_

\_\_\_\_\_

park

\_\_\_\_\_

\_\_\_\_\_

\_\_\_\_\_

4 Order the words.

1 She's pupil. a

She's a pupil.


2 my It's ice cream. brother's

3 isn't a She teacher.

4 swing. It's the under

5 Write the questions.

frisbee bird book ball



1 Where's the frisbee?

It's in the pool.

2 Where's

It's under the slide.

3


It's in the tree.

4

It's on the swing.

6 Write.

1



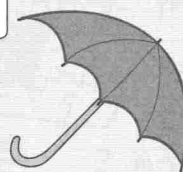
orange

2




um

3



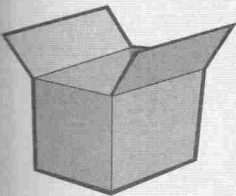
mbrella

4




o-yo

5



bo

6



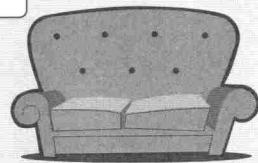
indow

7



abbit


8




ofa

## Lesson One Words


## 1 Circle the correct word.




T-shirt / dress



shorts / trousers




socks / shorts



dress / T-shirt

## 2 Read and colour.



- 1 = blue  
2 = orange  
3 = red  
4 = yellow  
5 = green

## 3 Look at the picture and write.

shorts    trousers    T-shirt    socks    dress

1 Tim's trousers are blue.

2 Tim's \_\_\_\_\_ is orange.

3 Rosy's \_\_\_\_\_ is red.

4 Rosy's \_\_\_\_\_ are yellow.


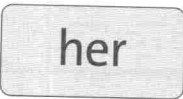

5 Billy's \_\_\_\_\_ are green.

1 Look at the pictures and match. Then write.

shorts T-shirt trousers dress



This is her dress.



These are \_\_\_\_\_.



This is \_\_\_\_\_.



These are \_\_\_\_\_.

2 Write.

Yes, they are. No, they aren't.



1 Are these his shorts?

Yes, they are.



2 Are these her socks?

\_\_\_\_\_



3 Are these her trousers?

\_\_\_\_\_



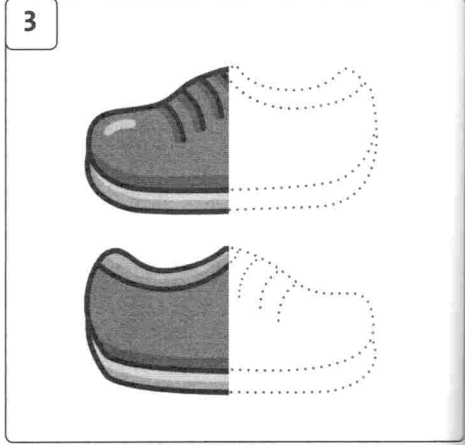
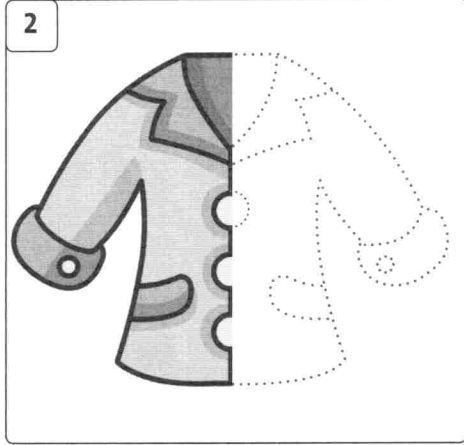
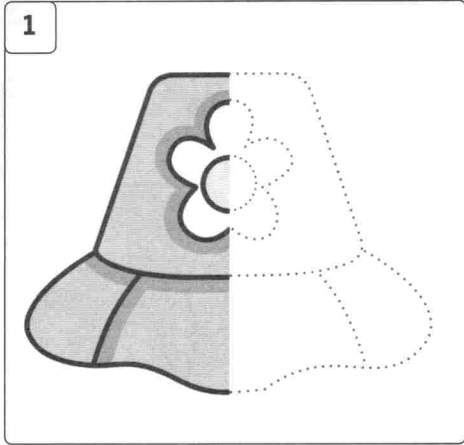
4 Are these his socks?

\_\_\_\_\_

Are these his / her socks? Yes, they are.

1 Trace and write.

shoes hat coat






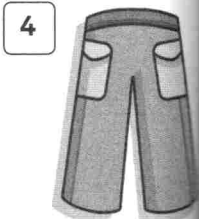
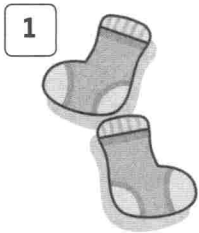
This is a \_\_\_\_\_.

This is a \_\_\_\_\_.

These are \_\_\_\_\_.

2 Look and write.


coat dress T-shirt socks shoes hat trousers shorts



1	s	o	c	k	s					
		u								
2		-			r					
				3	c					
					l					
		4			o					
5					t					
				6	h					
		7			e					
8					s					



1 Join the letters.



2 Write.

a	b			e		g		
	k		m			p	q	
	t	u			x			

## Reading

1 Read the story again and write.

trousers    football    coat    socks    orange    T-shirt





## Writing

## 1 Trace and write 's.

's 's 's 's \_\_\_\_\_

## 2 Write the sentences with 's.

- 1 Where is my dress? Where's my dress?
- 2 He is seven. \_\_\_\_\_
- 3 It is a bird. \_\_\_\_\_
- 4 What is your name? \_\_\_\_\_
- 5 She is my sister. \_\_\_\_\_

## About me!


## 3 Circle your favourite clothes. Write the colour.

blue yellow pink orange red purple green

T-shirt \_\_\_\_\_ trousers \_\_\_\_\_ shorts \_\_\_\_\_

shoes \_\_\_\_\_ socks \_\_\_\_\_ dress \_\_\_\_\_

coat \_\_\_\_\_ hat \_\_\_\_\_

4 Draw, colour and write about your clothes. This is my coat. It's green.

This is my \_\_\_\_\_. It's \_\_\_\_\_.

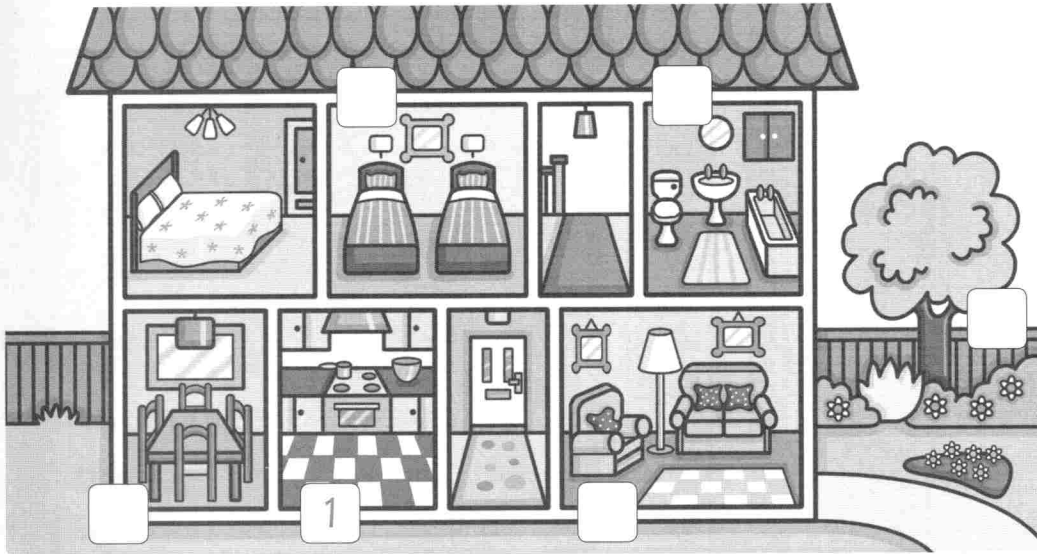
This \_\_\_\_\_.

These are my \_\_\_\_\_. They're \_\_\_\_\_.

These \_\_\_\_\_.


## Lesson One Words

### 1 Number the picture.



- 1 ~~kitchen~~
- 2 living room
- 3 dining room
- 4 bedroom
- 5 bathroom
- 6 garden

### 2 Write.




This is in the dining room.



This is in \_\_\_\_\_.



This is \_\_\_\_\_.




This \_\_\_\_\_.




\_\_\_\_\_.

1 Number the picture.




- 1 house
- 2 flats
- 3 garden
- 4 upstairs
- 5 downstairs

2 Find and circle the words. Then write.

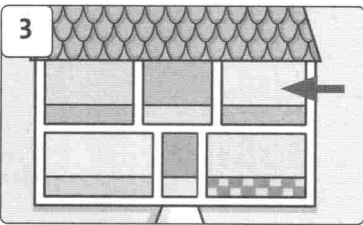


dining room


d	★	d	★	★	★	l
i	h	o	u	s	e	i
n	u	w	★	g	★	v
i	p	n	k	a	★	i
n	s	s	i	r	★	n
g	t	t	t	d	f	g
r	a	a	c	e	l	r
o	i	i	h	n	a	o
o	r	r	e	★	t	o
m	s	s	n	★	s	m




d



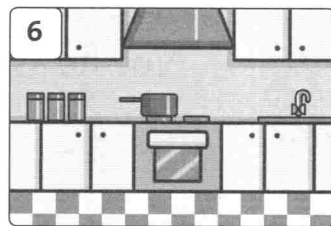
u




l




h



k



f



g

1 Help Shirley find her shoes. Join the letters *sh*.



sh sh s s s h  
s h sh h sh h  
h s sh sh h sh




2 Write.

1




shoes

2




T-shirt

3



sheep

4



fish

3 Read and write. Then colour.

Shirley's shoes are red,

Her \_\_\_\_\_ is blue.

She's got a toy \_\_\_\_\_,


And a toy \_\_\_\_\_ too.

The \_\_\_\_\_ is white,

The \_\_\_\_\_ is blue.

Shirley wants to play,


With me and you.



## Reading

### 1 Look at the picture. Read and point.

My name is Mike. I live in a flat.  
 I live with my mum, my dad,  
 my big brother, Paul, and my grandma.  
 In my flat there are three bedrooms.  
 One bedroom is for my mum and dad.  
 One bedroom is for my grandma.  
 And the other bedroom is for me and Paul.  
 Also in the flat, there is a kitchen,  
 a big living room and a bathroom.



### 2 Read again. Circle and write.

1 Mike lives in a flat.

house flat garden

2 Paul is Mike's \_\_\_\_\_.

sister brother grandpa

3 There are \_\_\_\_\_ bedrooms.

two three four

4 One \_\_\_\_\_ is for Mike's grandma.

kitchen flat bedroom

## Writing

1 Say the vowel letters. Circle the vowels in the words.

a e i o u

b@g mum pen hat on fig egg  
box ink

2 Write the words in the correct box.

a	e	i	o	u
bag				

## About me!

3 Circle the words about your home. Write how many rooms.

flat house garden bedroom  bathroom   
kitchen  dining room  living room

4 Draw your home. Then write about the rooms.

This is the \_\_\_\_\_.

This is the \_\_\_\_\_.

This is \_\_\_\_\_.

This \_\_\_\_\_.

These are the \_\_\_\_\_.


These are \_\_\_\_\_.




## Lesson One Words

### 1 Find and circle the words.


banana orange sandwich biscuit ~~lunch box~~ drink




a lunch box el




oltdrinkwou



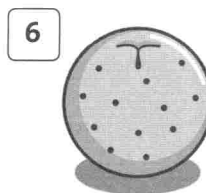
ueybiscuitwer



pobananadob



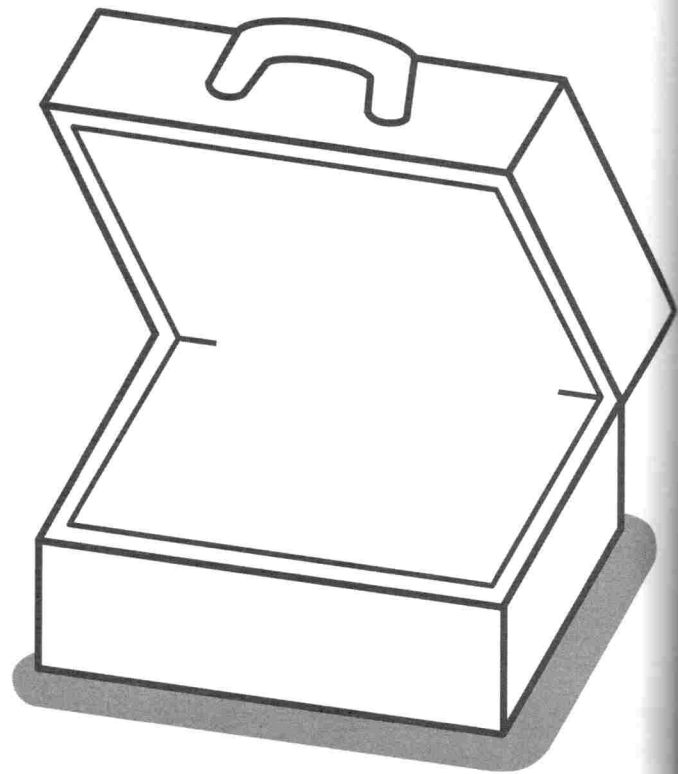
adsandwichpl



orangeef

### 2 Look at the pictures and words above. Write and draw.

- 1 This is a lunch box .
- 2 This is a \_\_\_\_\_ .
- 3 This is a \_\_\_\_\_ .
- 4 This is a \_\_\_\_\_ .
- 5 This is a \_\_\_\_\_ .
- 6 This is an \_\_\_\_\_ .



1 Read and number the pictures.

- 1 I've got an apple and a banana.
- 3 I've got two sandwiches and two apples.
- 5 I haven't got my lunch box. I've got a drink.

- 2 I've got a sandwich and a biscuit.
- 4 I've got an apple. I haven't got a banana.
- 6 I've got my lunch box. I haven't got a drink.




 1









2 Read the sentences again. Circle *a* and underline *an*.

3 Write.

I've got      I haven't got

1



I've got an apple.

2



\_\_\_\_\_ a sandwich.

3



\_\_\_\_\_ a biscuit.

4



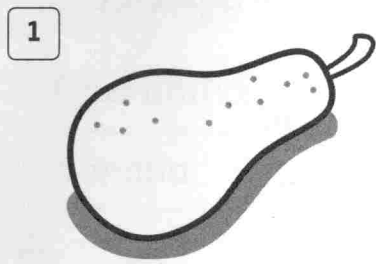


\_\_\_\_\_ an orange.

# Lesson Three Words


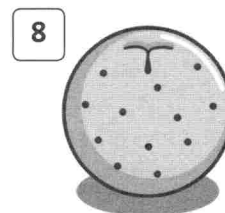


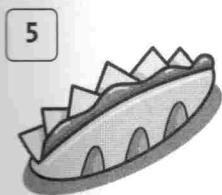
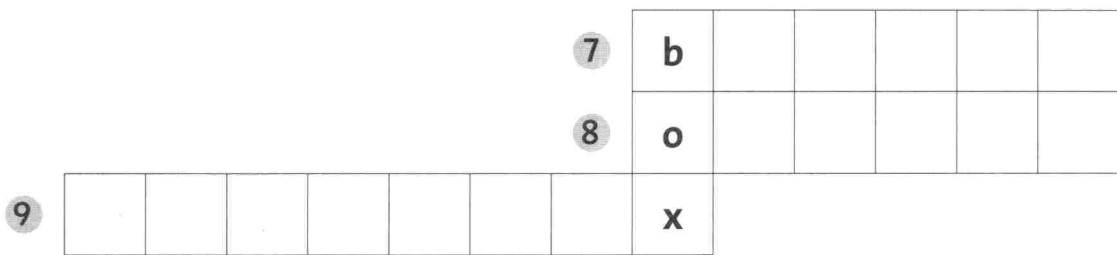

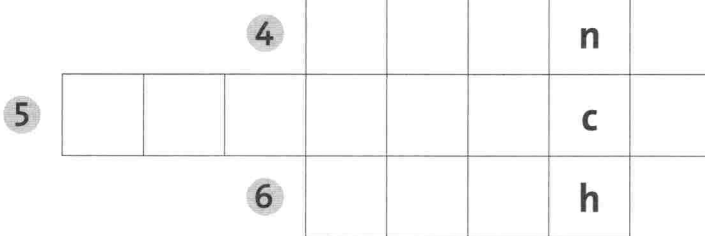

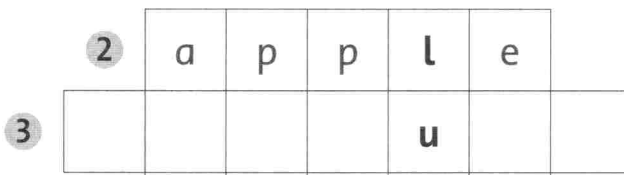

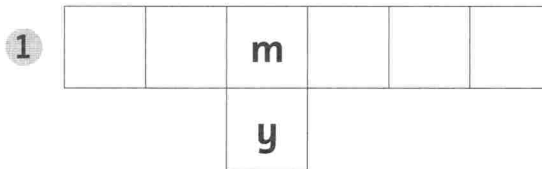

## 1 Write and colour.

tomato grapes pear



## 2 Look and write.

drink banana fish lunch box ~~apple~~  
sandwich tomato orange biscuit



1 Help Charlie find the chick. Join the letters *ch*.



ch h c h ch c  
 h ch h ch h ch  
 h c ch c h h



2 Write.

1




Ch arlie

2



\_\_\_ ick

3



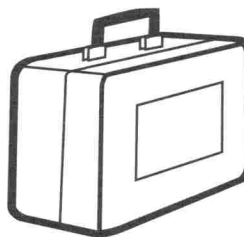
\_\_\_ air

4



tea \_\_\_ er

5



lun \_\_\_ box

3 Read and write.

My name's Charlie.

This is my \_\_\_\_\_.

She's on a \_\_\_\_\_.


She's got a little \_\_\_\_\_.

Chirp, chirp, chirp, says the \_\_\_\_\_.

Chirp, chirp, chirp, says the \_\_\_\_\_.

My \_\_\_\_\_'s on a \_\_\_\_\_.

She's got a little \_\_\_\_\_.



## Reading

### 1 Read.

Hello. I'm Sally and I'm a pupil. This is my lunch box. Let's look inside.

I've got two sandwiches. One is an egg sandwich.

And the other sandwich is jam. I've got a drink.

It's apple juice. I've got an orange and figs and grapes. I haven't got a biscuit today.



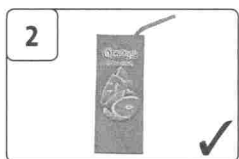

And I haven't got a yogurt, but it's a very nice lunch!



### 2 What's in Sally's lunch box? Tick (✓) or cross (X).

- |                   |                                     |                  |                          |
|-------------------|-------------------------------------|------------------|--------------------------|
| 1 an egg sandwich | <input checked="" type="checkbox"/> | 2 a jam sandwich | <input type="checkbox"/> |
| 3 a drink         | <input type="checkbox"/>            | 4 a yogurt       | <input type="checkbox"/> |
| 5 a pear          | <input type="checkbox"/>            | 6 an orange      | <input type="checkbox"/> |
| 7 figs            | <input type="checkbox"/>            | 8 a banana       | <input type="checkbox"/> |
| 9 grapes          | <input type="checkbox"/>            | 10 a biscuit     | <input type="checkbox"/> |

### 3 Write.




I haven't got a banana.

I've got a \_\_\_\_\_.

\_\_\_\_\_

\_\_\_\_\_



## Writing

## 1 Circle the correct word.

1 This is a / an banana.

3 I've got a / an egg.

5 I haven't got a / an sandwich.


2 This is a / an apple.

4 I've got a / an orange.

6 I haven't got a / an yogurt.

## 2 Write a or an.

1

Is this a ball?

No, it isn't.

It's \_\_\_\_\_ apple.

2



Is this \_\_\_\_\_ orange?

No, it isn't.

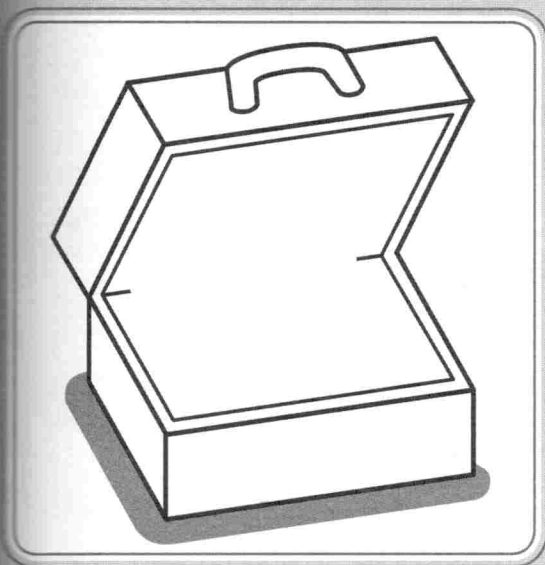
It's \_\_\_\_\_ ball.

## About me!

## 3 Circle the food in your lunch box today.

apple    yogurt    orange    fig    grapes    banana    tomato  
 pear    biscuit    sandwich    egg    drink

## 4 Draw and write about the food in your lunch box.



In my lunch box, I've got \_\_\_\_\_ .


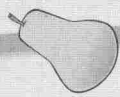
I've got \_\_\_\_\_ .

I've \_\_\_\_\_ .


I haven't got \_\_\_\_\_ .

I \_\_\_\_\_ .







1 Write *a* or *an*.




a banana




\_\_\_\_\_ apple




\_\_\_\_\_ sandwich




\_\_\_\_\_ orange




\_\_\_\_\_ biscuit



\_\_\_\_\_ egg

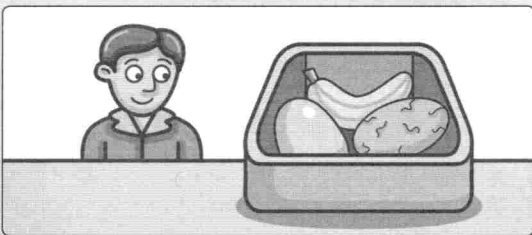



\_\_\_\_\_ drink



\_\_\_\_\_ tomato

2 Look at the pictures and match.



sandwich

banana

his

egg

orange

her


apple

biscuit

3 Look at the pictures again and write.

I've got


I haven't got



1 I've got a sandwich.

2 \_\_\_\_\_ a banana.

3 \_\_\_\_\_ an orange.



4 \_\_\_\_\_ an apple.

5 \_\_\_\_\_ an egg.

6 \_\_\_\_\_ a biscuit.

4 Write the words in the correct box.

- bedroom    banana    living room    shorts    socks    pear  
 bathroom    biscuit    dress    grapes    kitchen    trousers

rooms

bedroom

---



---



---



---

clothes

---



---



---



---

food

---



---



---



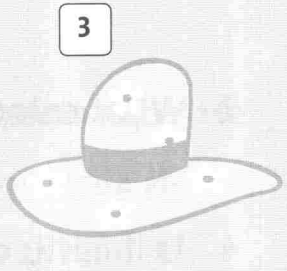
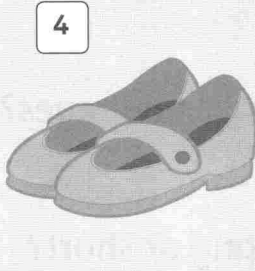



---

5 Order the words.


- 1 Grandpa the in garden? Is Is Grandpa in the garden?
- 2 his coat? Is this \_\_\_\_\_
- 3 in dining room. She's the \_\_\_\_\_
- 4 got drink. I've a \_\_\_\_\_
- 5 my Where's sister? \_\_\_\_\_
- 6 upstairs? Is Grandma \_\_\_\_\_

6 Write. ch sh s e h

1	2	3	4	5
				
c at	ick	at	oes	ofa

## Lesson One Words

## 1 Draw and colour yourself.



## 2 Look at your picture. Read and circle.

1 My eyes are    .

2 My hair is    .

3 My hair is  .

4 My hair is  .

## 3 Write.

1 What colour are your eyes?

They're \_\_\_\_\_.

2 What colour is your hair?

It's \_\_\_\_\_.

3 Is your hair long or short?

\_\_\_\_\_


4 Is it curly or straight?

\_\_\_\_\_

## 1 Read, draw and colour.



This is Sarah. She's got blue eyes.  
She's got long hair.  
It's straight and blond.



This is Rick. He's got green eyes.  
He's got short hair.  
It's curly and brown.

## 2 Look at the pictures and write.

's got      hasn't got

1 Sarah hasn't got brown eyes. She 's got blue eyes.

2 She 's got long hair. She \_\_\_\_\_ short hair.

3 She \_\_\_\_\_ curly hair. She \_\_\_\_\_ straight hair.

4 She \_\_\_\_\_ blond hair. She \_\_\_\_\_ black hair.

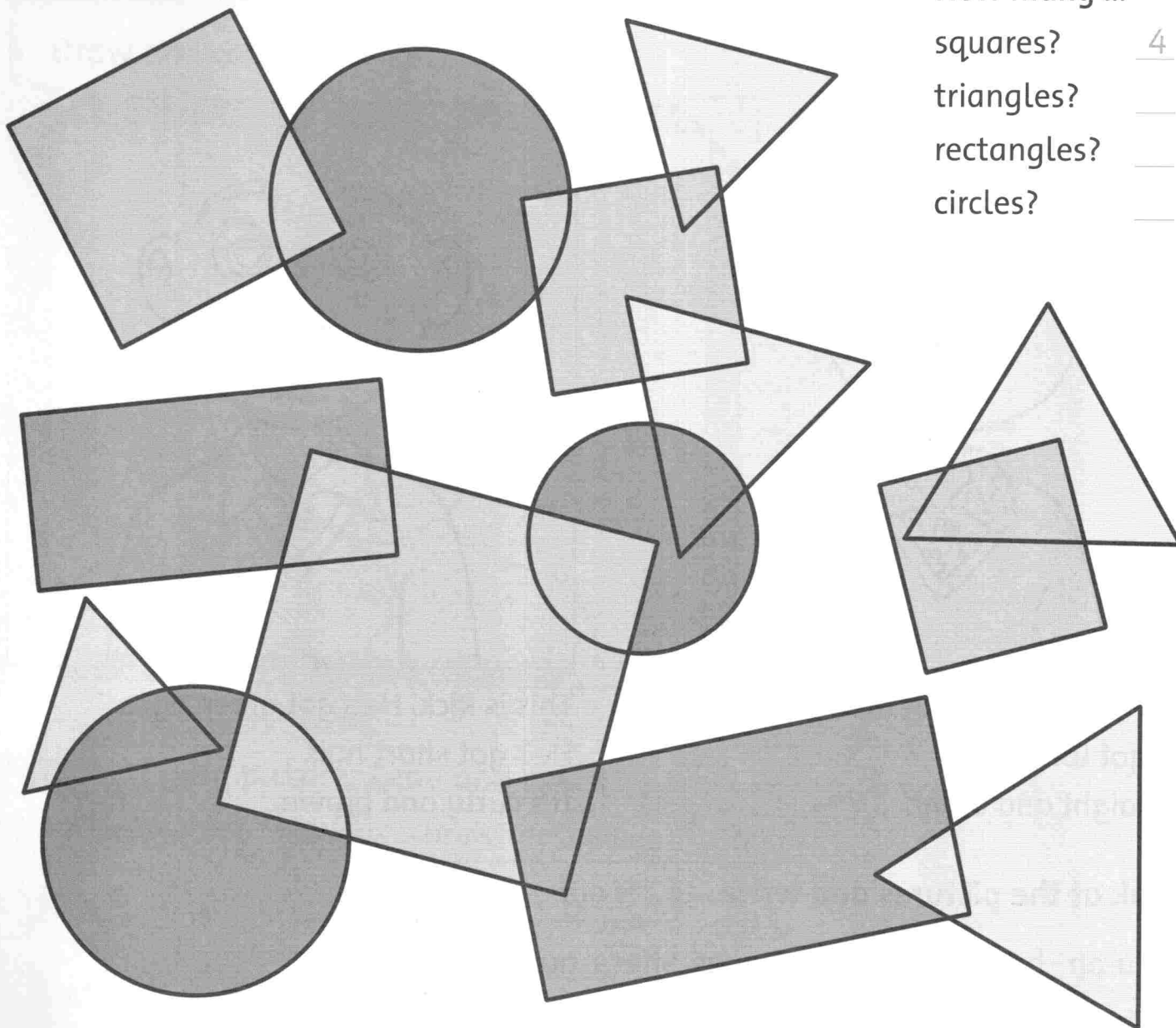
5 Rick \_\_\_\_\_ brown eyes. He \_\_\_\_\_ green eyes.

6 He \_\_\_\_\_ short hair. He \_\_\_\_\_ long hair.

7 He \_\_\_\_\_ curly hair. He \_\_\_\_\_ straight hair.

8 He \_\_\_\_\_ blond hair. He \_\_\_\_\_ brown hair.

1 Find and count the shapes. Write.



How many ...  
squares? 4  
triangles?       
rectangles?       
circles?     


2 Look at the picture again and write.


square   ~~triangle~~   circle   rectangle


- 1 It's got three sides. It's a triangle.
- 2 It's got four sides. Two are long. Two are short. It's a rectangle.
- 3 It hasn't got sides. It's a circle.
- 4 It's got four sides. They're all the same. It's a square.

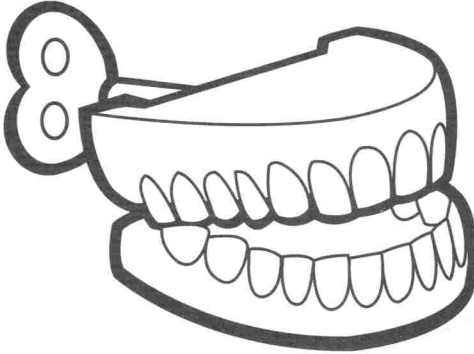
1 Help Theo collect his ducks. Join the letters *th*.

2 Write.

1   
 Th eo

2   
 \_\_\_ ree

3   
 ba \_\_\_

4   
 tee \_\_\_

3 Write.

Baby Theo's in the \_\_\_\_\_,  
 One, two, \_\_\_\_\_.  
 Baby \_\_\_\_\_ counts his \_\_\_\_\_,  
 One, two, \_\_\_\_\_.





## Reading

### 1 Read.



My name is Freddy. I have got three best friends. Simon has got black hair. It is short and curly.

His eyes are brown.

Ed is also my friend. His hair is short too.

It is brown and straight. He has got green eyes.

My other friend is a girl. Her name is Amy.

She is Simon's cousin. She has got long hair.

It is blond and curly. She has got blue eyes.

### 2 Read again and tick (✓).

hair	black	blond	brown	short	long	curly	straight
Simon	✓						
Ed							
Amy							
eyes	green	brown	blue				
Simon							
Ed							
Amy							

### 3 Write the names and colour.



## Writing

## 1 Write the short form.

1 I have got short hair.

I've got short hair.

2 I have got long hair.

3 It has got black eyes.

4 She has got blue eyes.

5 He has got curly hair.

## About me!

## 2 Choose a friend. Circle the words to describe your friend.

hair: long    short    curly    straight    black    brown    blond

eyes: blue    brown    black    green

## 3 Draw and write about your friend.

He's got

She's got

He hasn't got

She hasn't got

My friend's name is \_\_\_\_\_.

\_\_\_\_\_ got \_\_\_\_\_ eyes.

\_\_\_\_\_ got \_\_\_\_\_ hair.

\_\_\_\_\_ hasn't got \_\_\_\_\_ eyes.

\_\_\_\_\_ hasn't \_\_\_\_\_ hair.


## Lesson One Words

### 1 Look and match.




monkey

# big



elephant


little



giraffe

# tall


### 2 Look at the words again. Write.



What are these?


They're giraffes.

They're tall.



What are these?



They're \_\_\_\_\_.









What are these?

They're \_\_\_\_\_.


1 Read and colour the faces.




1  I like giraffes.  
 

2  I don't like elephants.  
 



3  I don't like monkeys.  
 

4  I like zebras.  
 



5  I like elephants.  
 

6  I don't like giraffes.  
 



2 Write. like don't like



1  

I don't like giraffes .


2  

I \_\_\_\_\_ .

3  


4  

1 Find and circle the words. Then write.




monkey


t	★	★	s	★	★	e
i	l	★	n	★	★	l
g	i	r	a	f	f	e
e	o	★	k	★	★	p
r	n	★	e	★	★	h
z	e	b	r	a	★	a
m	o	n	k	e	y	n
p	a	r	r	o	t	t



g




l




z



t



e




s



p

2 Look and write.

big little long short




The elephant's ears are big .  
The elephant's nose is \_\_\_\_\_ .



The parrot's legs are \_\_\_\_\_ .  
The parrot's eyes are \_\_\_\_\_ .

1 Say and write the words.

c



cat

m



at

an

h



f



2 Write.

1



2




The cat has got a \_\_\_\_\_.

The \_\_\_\_\_ has got a \_\_\_\_\_.

3 Help the cat and the man find their things.

Colour *at* red. Colour *an* blue. Then join.



at

at

n

n

t



a

t

at

t

at



an

n

t

at

an


n

an

an

an


n





Reading

1 Read.



**At the zoo**

Look at the boys  
And the girls too.  
Tall ones, short ones,  
At the zoo.

They like parrots,  
monkeys too.  
Big ones, little ones,  
At the zoo.

They like zebras,  
And snakes too.  
Long ones, short ones,  
At the zoo.

2 Read again. Tick (✓) the animals in the poem.

- |           |                                     |            |                          |             |                          |
|-----------|-------------------------------------|------------|--------------------------|-------------|--------------------------|
| 1 parrots | <input checked="" type="checkbox"/> | 2 monkeys  | <input type="checkbox"/> | 3 elephants | <input type="checkbox"/> |
| 4 zebras  | <input type="checkbox"/>            | 5 giraffes | <input type="checkbox"/> | 6 snakes    | <input type="checkbox"/> |

3 Read again and write T (true) or F (false).

- |  |               |
|--|---------------|
| 1 The boys and girls are tall and short. | <u>  T  </u>  |
| 2 The boys and girls don't like parrots. | <u>      </u> |
| 3 The boys and girls like monkeys.       | <u>      </u> |
| 4 The monkeys are big and little.        | <u>      </u> |
| 5 The boys and girls don't like zebras.  | <u>      </u> |
| 6 The snakes are long and short.         | <u>      </u> |

## Writing

## 1 Add the adjectives to the sentences.

- |                    |          |                            |
|--------------------|----------|----------------------------|
| 1 This is a boy.   | (tall)   | This is a <u>tall</u> boy. |
| 2 This is a dog.   | (big)    | This is a _____ dog.       |
| 3 This is a snake. | (long)   | This is _____.             |
| 4 He's got hair.   | (short)  | He's got _____.            |
| 5 It's got ears.   | (little) | It's _____.                |
| 6 It's a monkey.   | (brown)  | _____                      |

## About me!

## 2 Circle the animals you like. Underline the animals you don't like.

tigers lions monkeys snakes zebras cats goats  
elephants parrots giraffes dogs birds chicks

## 3 Draw and write about the animals you like and don't like.

I like \_\_\_\_\_.

I \_\_\_\_\_.



I don't like \_\_\_\_\_.

I don't \_\_\_\_\_.

I \_\_\_\_\_.

## Lesson One Words

1 Look and tick (✓) or cross (X).







	meat	yogurt	fish	carrots	rice	bread
	✓					
						

✓ = has got  
X = hasn't got




2 Look at the pictures again. Write.


1

 I like  meat and  \_\_\_\_\_.

I don't like  \_\_\_\_\_.

2

 I like  \_\_\_\_\_ and  \_\_\_\_\_.

I don't like  \_\_\_\_\_.

1 Order the words.



1 like Do you bananas?

Do you like bananas?

2 do. I Yes,

\_\_\_\_\_



3 you like carrots? Do

\_\_\_\_\_

4 I don't. No,

\_\_\_\_\_



5 bread? you like Do



\_\_\_\_\_

6 I Yes, do.

\_\_\_\_\_

2 Write.

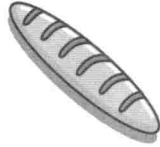

do like don't Do



1 What's next? Look, draw and write.

milk water juice fish ~~bread~~

1       bread

2      

3      

4      

5      

2 Write and circle. milk juice water

1 Do you like  \_\_\_\_\_? Yes, I do. / No, I don't.

2 Do you like  \_\_\_\_\_? Yes, I do. / No, I don't.

3 Do you like  \_\_\_\_\_? Yes, I do. / No, I don't.

1 Say and write the words.

b



bed

ed

p



en


r



k



2 Write.



Ken's got a pen,

Pen, pen, pen.

Ken's pen is \_\_\_\_\_,

Red, red, red.


Where's \_\_\_\_\_ pen?

Pen, pen, pen.

It's on Ken's \_\_\_\_\_,

Bed, bed, bed.


3 Write the word that rhymes.




cat




hat



Ken



man



red







## Reading

### 1 Read.


Steve and Alice are in a café. It is dinnertime. Steve has got eggs, bread and tomatoes. For dessert he has got grapes and an ice cream. His drink is orange juice. Alice has got fish, rice and carrots. For dessert she has got a yogurt and an apple. For her drink, she has got water.



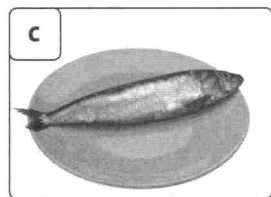
### 2 Read again and write the names. Match.



1 I've got rice.

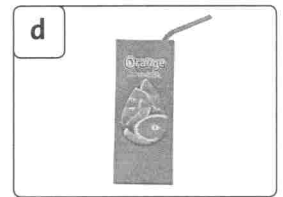


Alice




2 I've got carrots.


3 I've got eggs.




4 I've got water.




5 I've got orange juice.



6 I've got fish.



7 I've got an apple.



8 I've got an ice cream.

## Writing

1 Circle *n't* in these sentences.

1 I do n't like carrots.

2 This isn't a yogurt.

3 They aren't ice creams.

4 No, it isn't.

5 No, they aren't.

6 I don't like juice.

## 2 Write the short form.

1 I do not like apples.

I don't like apples.

2 Her hair is not straight.

3 They are not circles.

4 This is not rice.

5 It is not his house.

## About me!

## 3 What do you like? What don't you like? Draw 😊 and ☹️.

bananas 😊 yogurt 😊 eggs 😊 bread 😊 carrots 😊 pears 😊  
 meat 😊 fish 😊 tomatoes 😊 rice 😊 apples 😊 grapes 😊

## 4 Draw the food you like and don't like. Then write.

I like \_\_\_\_\_.

I like \_\_\_\_\_.


I don't like \_\_\_\_\_.

I don't like \_\_\_\_\_.



1 Look at the pictures and write.

's got    hasn't got



**Name:** Toby  
**Hair:** black  
**Eyes:** green



**Name:** Tanya  
**Hair:** blond  
**Eyes:** blue

1 Toby 's got black hair.

3 He \_\_\_\_\_ long hair.


5 He \_\_\_\_\_ brown eyes.

2 Tanya \_\_\_\_\_ curly hair.


4 She \_\_\_\_\_ blond hair.

6 She \_\_\_\_\_ blue eyes.


2 Add the adjectives to the sentences.




1 This is a monkey. (little)  
This is a little monkey.



2 This is a giraffe. (tall)



3 This is an elephant. (big)



4 This is a snake. (green)

3 Write the words in the correct box.

square    milk    yogurt    juice    tiger    snake    rice  
triangle    water    rectangle    parrot    carrots

shapes

square

---



---



---

food

---



---



---

animals

---



---



---

drinks

---



---



---


4 Order the words.



1 giraffes. like I

I like giraffes.

2 parrots. don't I like



3 like Do snakes? you

4 don't. No, I





5 you tigers? like Do

6 I do. Yes,

5 Write and match.

like don't like





1 😊 I like elephants. d

2 ☹️ I \_\_\_\_\_ giraffes.




3 ☹️ I \_\_\_\_\_ monkeys.

4 😊 I \_\_\_\_\_ zebras.



6 Write.

th ch sh



ch air

ree

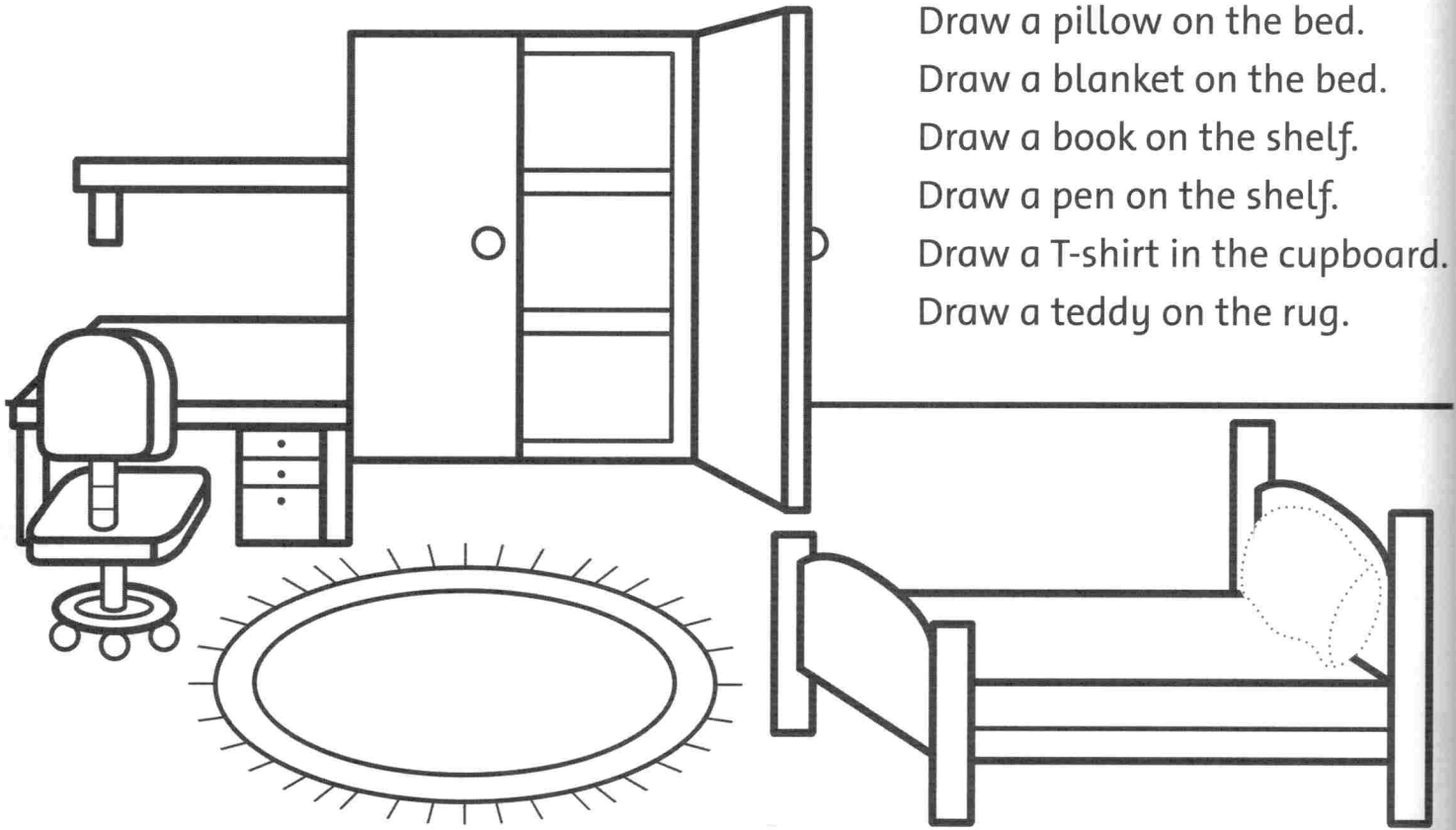
fi

ee p

tea er

## Lesson One Words

### 1 Read and draw.



Draw a pillow on the bed.  
 Draw a blanket on the bed.  
 Draw a book on the shelf.  
 Draw a pen on the shelf.  
 Draw a T-shirt in the cupboard.  
 Draw a teddy on the rug.


### 2 Look at the picture again. Write.

1 Where's the  pillow?

It's on the \_\_\_\_\_.

2 Where's the  \_\_\_\_\_ ?

It's on \_\_\_\_\_.

3 Where's the  \_\_\_\_\_ ?

\_\_\_\_\_

4 Where's the  \_\_\_\_\_ ?

\_\_\_\_\_

5 Where's the  \_\_\_\_\_ ?

\_\_\_\_\_

6 Where's the  \_\_\_\_\_ ?


\_\_\_\_\_




1 Read and circle.



There's / There are a bed in my bedroom.



There's / There are two cupboards in my bedroom.




There's / There are three books on my shelf.



There's / There are a blanket on my bed.

2 Look at the picture and write.

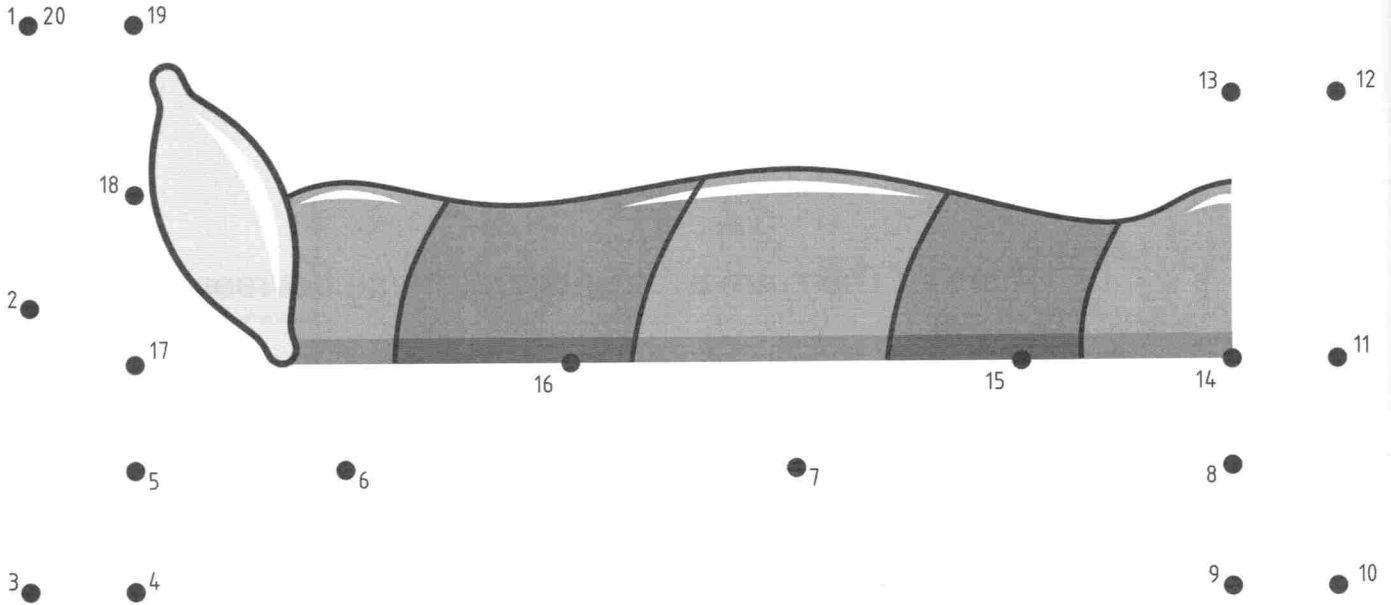
There's      There are



- |                              |                     |
|------------------------------|---------------------|
| 1 <u>There's</u> a cupboard. | 2 _____ four books. |
| 3 _____ two pillows.         | 4 _____ two beds.   |
| 5 _____ a shelf.             | 6 _____ a rug.      |



## 1 Join the dots.



## 2 Find and circle the words. Then write.

11

eleven

12

t \_\_\_\_\_

13

t \_\_\_\_\_

14

f \_\_\_\_\_

15

f \_\_\_\_\_

f	o	u	r	t	e	e	n	★
★	e	i	g	h	t	e	e	n
★	★	t	w	e	n	t	y	i
s	e	v	e	n	t	e	e	n
s	i	x	t	e	e	n	l	e
★	★	★	★	★	★	★	e	t
f	i	f	t	e	e	n	v	e
★	★	t	w	e	l	v	e	e
t	h	i	r	t	e	e	n	n

16

s \_\_\_\_\_

17

s \_\_\_\_\_

18

e \_\_\_\_\_

19

n \_\_\_\_\_

20

t \_\_\_\_\_

1 Say and write the words.

**b** **in**  
**t**



bin




**f** **ig**  
**b**



2 Write.

A big, big fig  
In a big, big \_\_\_\_\_.  
Eat the big \_\_\_\_\_,  
Put the tin in the \_\_\_\_\_.



3 Colour *ig* red. Colour *in* green. Then join.




<b>n</b>	<b>ig</b>	<b>g</b>	<b>n</b>	<b>in</b>
<b>ig</b>	<b>g</b>	<b>ig</b>	<b>in</b>	<b>n</b>
<b>g</b>	<b>in</b>	<b>in</b>	<b>ig</b>	<b>g</b>
<b>in</b>	<b>n</b>	<b>n</b>	<b>g</b>	<b>ig</b>



Reading

1 Read and colour.



Hello.

My name's Lola and this is my bedroom.

My favourite colour's purple.

I've got a purple pillow and a purple blanket.

Can you see my doll? She's on my bed. Her name is Polly.

I've got lots of books on my shelf and lots of clothes in my cupboard.

My favourite is a purple dress.

And look, here are my blue shoes.

I like my shoes. They're very pretty.

Bye!

From Lola

2 Read again and match.

- 1 What's her name?  d
- 2 Where's Lola?
- 3 What's her favourite colour?
- 4 What toy is on her bed?
- 5 What's the doll's name?
- 6 Where are her books?
- 7 What's in her cupboard?
- 8 What colour are her shoes?

- a Purple.
- b A doll.
- c Lots of clothes.
- d Her name's Lola.
- e They're blue.
- f Her name's Polly.
- g She's in her bedroom.
- h They're on her shelf.

## Writing

## 1 Read. Underline the ? and circle the ⓪

1 Where's your bed? It's in my bedroom.

2 What's on your shelf? My books are on my shelf.

3 Do you like your bedroom? Yes, I do.

## 2 Write the capital letters and the ? or .

1 what's her name What's her name?

2 her name's Lola \_\_\_\_\_

3 what's on her shelf \_\_\_\_\_

4 are the shoes blue \_\_\_\_\_


## About me!

## 3 Circle the things in your bedroom. Write how many.

bed  blanket  pillow  cupboard  shelf  rug

book  car  doll  train  puzzle  teddy

## 4 Draw your bedroom. Write what there is in your bedroom.



There's a \_\_\_\_\_.

There's \_\_\_\_\_.


There are \_\_\_\_\_.

There \_\_\_\_\_.

## Lesson One Words

### 1 Find and circle the words.

walk run climb talk swim fly



### 2 Look at the picture. Write.

1 fly 

2 \_\_\_\_\_

3 \_\_\_\_\_

4 \_\_\_\_\_


5 \_\_\_\_\_

6 \_\_\_\_\_




1 Look and write.


can can't




This boy can swim.




This boy \_\_\_\_\_ swim.




This girl \_\_\_\_\_ run.



This girl \_\_\_\_\_ run.



This cat \_\_\_\_\_ climb.




This dog \_\_\_\_\_ climb.

2 Write.

No, she can't.    ~~No, he can't.~~    Yes, it can.  
 Yes, he can.    Yes, she can.    No, it can't.



Can he swim?  
 No, he can't.



Can he swim?  
 \_\_\_\_\_,




Can she run?  
 \_\_\_\_\_,



Can she run?  
 \_\_\_\_\_,



Can it climb?  
 \_\_\_\_\_,



Can it climb?  
 \_\_\_\_\_,




1 Write.


sing draw write



He can \_\_\_\_\_.



She can \_\_\_\_\_.



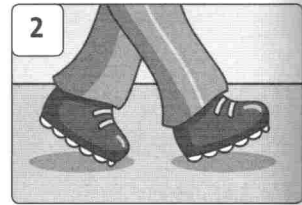
He can \_\_\_\_\_.

2 Look and write.


climb swim draw write walk run sing fly




1 s w i m




2 a




3 t



4 c



5 n




6 y



7 u

8 d




o

?

1 Say and write the words.

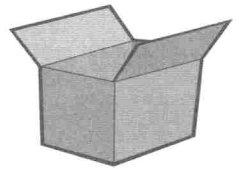
d



dog

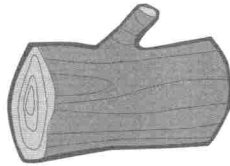
og

b




ox


l



f




2 Write.




Look at the dog.  
It's sitting on a \_\_\_\_\_.

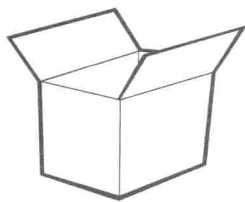
Look at the \_\_\_\_\_.  
It's sitting in a \_\_\_\_\_.



3 Write the word that rhymes.



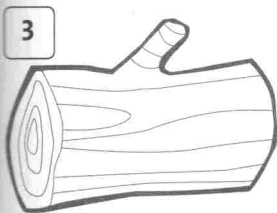
fox





box



bin



log



big



## Reading

## 1 Read and colour.



A flamingo is a very tall and beautiful bird.

It is pink and it has got yellow eyes.

It has got a long neck and long legs too.

Look at this flamingo. You can only see one leg. It has got two legs, but it can stand on one leg.

Flamingos like water.

They can swim and they can fly too.

The little baby birds are white.

## 2 Read again and write.

eyes    pink    long    white    ~~bird~~    leg

1 A flamingo is a bird.

2 A flamingo is \_\_\_\_\_.

3 It has got yellow \_\_\_\_\_.

4 A flamingo's legs are \_\_\_\_\_.

5 Flamingos can stand on one \_\_\_\_\_.

6 A baby flamingo is \_\_\_\_\_.

## Writing

1 Circle *n't* in these sentences.

1 A giraffe can't climb trees.

2 I can't swim.

3 This snake can't walk.

4 A dog can't fly.

## 2 Write the long form.

1 A giraffe can't swim. A giraffe cannot swim.

2 A monkey can't fly. \_\_\_\_\_

3 A snake can't run. \_\_\_\_\_


4 A dog can't talk. \_\_\_\_\_

## About me!

## 3 Circle what you can do. Underline what you can't do.

run    walk    talk    sing    fly    climb    swim  
 play    draw    write    read

## 4 Draw and write about what you can and can't do.



I can \_\_\_\_\_.

I can \_\_\_\_\_.

\_\_\_\_\_

\_\_\_\_\_


I can't \_\_\_\_\_.

I can't \_\_\_\_\_.

\_\_\_\_\_

## Lesson One Words

## 1 Number the picture.






- 1 beach
- 2 boat
- 3 crabs
- 4 shells
- 5 sandcastle
- 6 the sea

## 2 Look at the picture again. Write.

- 1 We're at the beach.
- 2 There's a \_\_\_\_\_ on the beach.
- 3 There are two \_\_\_\_\_.
- 4 We can swim in \_\_\_\_\_.
- 5 There's a \_\_\_\_\_ on the sea.
- 6 There are lots of \_\_\_\_\_ on the beach.

1 Write.

find play swim go find make



1 Let's find crabs.

2 Let's \_\_\_\_\_ a sandcastle.

3 Let's \_\_\_\_\_ in the sea.

4 Let's \_\_\_\_\_ in a boat.

5 Let's \_\_\_\_\_ shells.

6 Let's \_\_\_\_\_ ball.

2 Order the words.

1 boat. Let's go in a

Let's go in a boat.

2 ball. play Let's

\_\_\_\_\_

3 a Let's sandcastle. make

\_\_\_\_\_

4 Let's crabs. find

\_\_\_\_\_

5 swim the sea. Let's in


\_\_\_\_\_

6 shells. find Let's

\_\_\_\_\_




1 Read and tick (✓) the correct sentence.



He's got sun cream.   
 He's got a drink.




She's got an ice cream.   
 She's got an ice lolly.

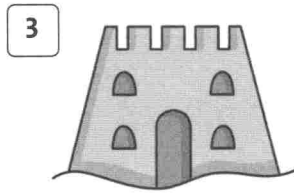


He's got a bat.   
 He's got a ball.


2 Find and circle the words. Then write.




1 crab




3 s




5 s



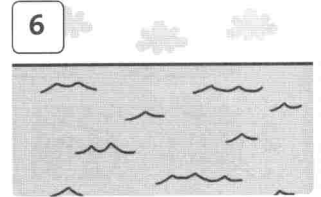
7 i




8 s



9 b




6 s

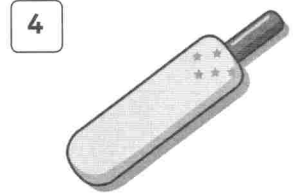


10 b

s	★	b	c	s	e	a
a	i	o	r	★	i	★
n	c	a	a	s	c	★
d	e	t	b	u	e	★
c	c	★	e	n	l	★
a	r	★	a	c	o	★
s	e	★	c	r	l	★
t	a	s	h	e	l	l
l	m	★	★	a	y	★
e	b	a	t	m	★	★



2 i



4 b

1 Say and write the words.

j

ug




jug

m

um



r



s

1+4=5

2 Write.



I'm on the rug,  
 Rug, rug, rug.  
 With juice in a \_\_\_\_\_,  
 Jug, jug, jug.  
 Here is my \_\_\_\_\_,  
 Mum, mum, mum.  
 She's got my \_\_\_\_\_,  
 Sum, sum, sum.



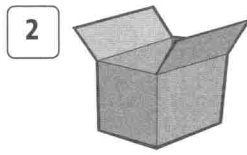
3 Write the word that rhymes.




mum

2+3=5


sum



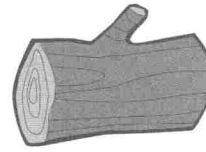
box



rug



dog



## Reading

## 1 Read.

You can see lots of animals at the beach.

There are fish and there are birds.

There is another animal at the beach.


This animal has got a big shell. What is it? It is a crab!

Crabs live in the sea and on the beach.

Crabs are different colours. They can be white, black, red, orange or brown.

They have got ten legs. Two legs are big and eight legs are small.

They can swim and they can run, but they cannot fly.



## 2 Read again and write.

1 What animals are at the beach?

There are fish. There are \_\_\_\_\_.

2 What animal has got a shell?

A \_\_\_\_\_.

3 How many legs has a crab got?

\_\_\_\_\_

4 How many legs are big?

\_\_\_\_\_

5 How many legs are small?

\_\_\_\_\_

6 Can crabs run?

\_\_\_\_\_

## Writing

## 1 Read. Underline the verbs.

1 Let's climb.

2 Let's sing a song.

3 Let's run.

4 Let's play ball.





## 2 Write.

run

~~sing~~

climb

play

Let's sing a song.

Let's \_\_\_\_\_.

Let's \_\_\_\_\_ ball.

Let's \_\_\_\_\_.

## About me!

## 3 Circle what you can see at the beach.

sandcastle    bath    bed    shells    birds    downstairs    crabs  
 ball    bat    kite    sofa    sun cream    frisbee    boat

## 4 Draw and write about you at the beach.

I am at the beach.

There is a \_\_\_\_\_.

There \_\_\_\_\_.

There are \_\_\_\_\_.

There \_\_\_\_\_.

I've got a \_\_\_\_\_.

I've \_\_\_\_\_.

1 Look at the picture. Count and write.

There is      There are



- |   |          |       |              |   |       |            |
|---|----------|-------|--------------|---|-------|------------|
| 1 | There is | 1     | bat.         | 2 | _____ | ice lolly. |
| 3 | _____    | _____ | crabs.       | 4 | _____ | boat.      |
| 5 | _____    | _____ | sandcastles. | 6 | _____ | shells.    |

2 Write.

nineteen    sixteen    twelve    thirteen

- |    |         |    |       |    |       |    |       |
|----|---------|----|-------|----|-------|----|-------|
| 16 | sixteen | 12 | _____ | 19 | _____ | 13 | _____ |
|----|---------|----|-------|----|-------|----|-------|

3 Write the words in the correct box.

bed    sun cream    fourteen    write    boat    fifteen  
 blanket    shelf    draw    seventeen    ice lolly    talk

bedroom	beach	numbers	verbs
bed			
_____	_____	_____	_____
_____	_____	_____	_____
_____	_____	_____	_____



4 Order the words.

1 go the Let's to beach!

Let's go to the beach!

2 good idea. That's a

3 you swim? Can

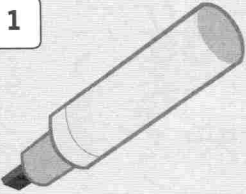
4 can. I Yes,

5 swim in Let's the sea

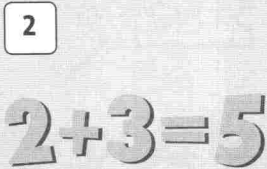


5 Write.


a e i o u




p e n




s m




f x



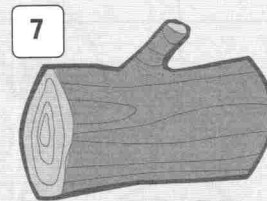
c t



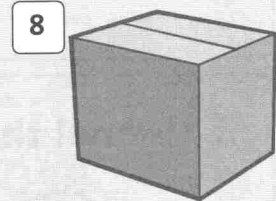
m n



b n



l g



b x

6 Write about you.

1 What's your name?

My name's \_\_\_\_\_

2 How old are you?

3 What colour is your hair?

4 What colour are your eyes?

5 What animals do you like?

6 What food do you like?



Read and colour.

**Starter Hello!**

1

one

2

two

3


three

4

four

5

five



red



yellow

6

six

7

seven

8

eight

9

nine

10

ten




pink



green



orange



blue



purple


**JUNE**

Sunday	1	8	15	22	29
Monday	2	9	16	23	30
Tuesday	3	10	17	24	
Wednesday	4	11	18	25	
Thursday	5	12	19	26	
Friday	6	13	20	27	
Saturday	7	14	21	28	

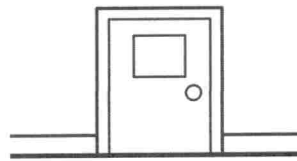
**1 School things**



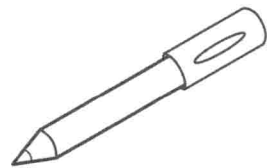
bag



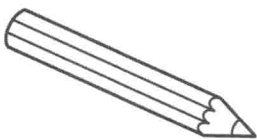
book



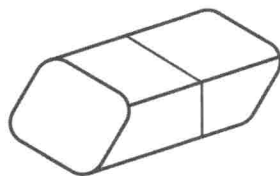
door



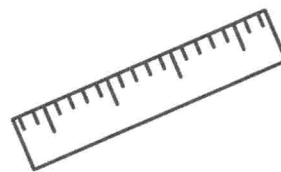
pen



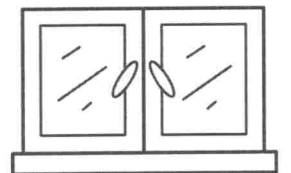
pencil



rubber

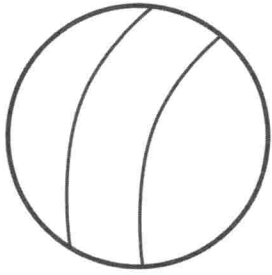


ruler



window


2 Toys



ball



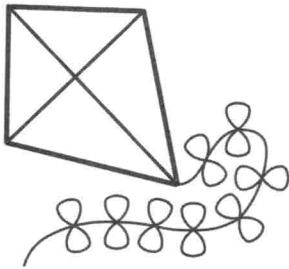
bike



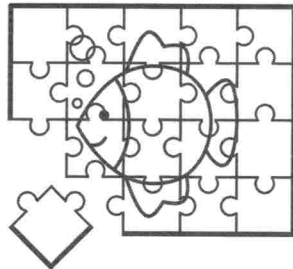
car




doll




kite



puzzle




teddy



train


3 My body



4 Jobs



doctor



farmer



fireman



housewife




pilot



policeman



pupil




teacher

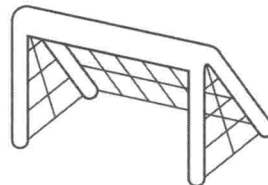
5 The park



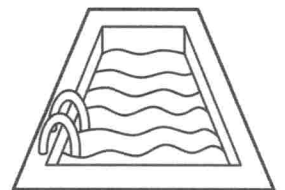
frisbee



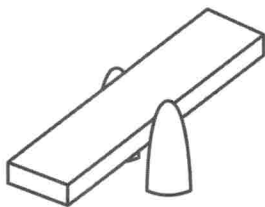
ice cream



net



pool




seesaw



slide



swing



tree


**6 My family**



mum



dad



sister




brother




grandma




grandpa



aunt



uncle



cousin

**7 My clothes**



coat



dress



hat



shoes



shorts



socks

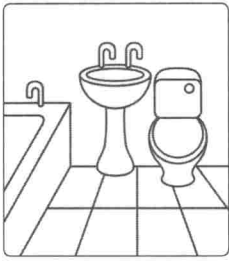


trousers




T-shirt

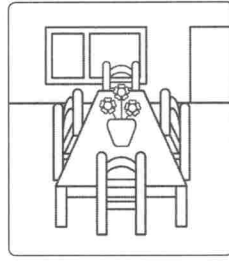
8 My house



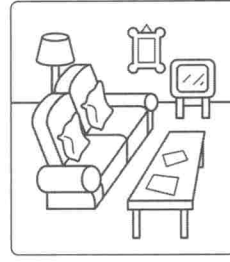
bathroom




bedroom




dining room




living room



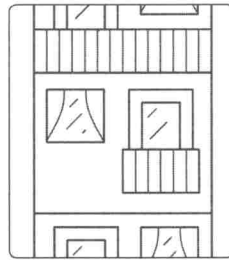
kitchen



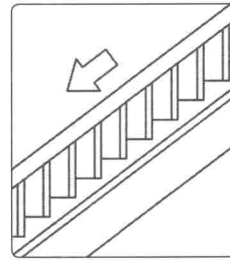
garden




house



flat



downstairs




upstairs

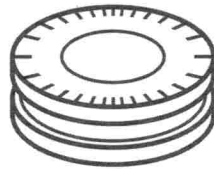
9 My lunch box



apple




banana



biscuit



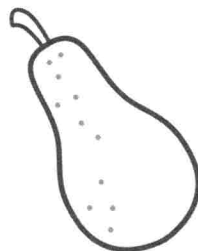
drinks



grapes




lunch box



pear



sandwich



tomato

10 My friends and shapes



blond



brown




curly




long



short



straight



circle



rectangle




square



triangle

11 The zoo



elephant




giraffe



monkey




parrot




snake




tiger



big




little



tall



12 Food and drinks



bread



carrots



fish




meat



rice



yogurt



juice

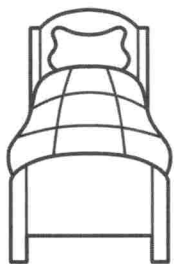


milk

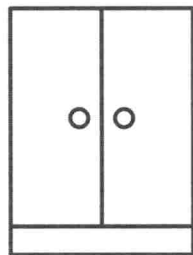


water

13 My bedroom and numbers 11–20




bed



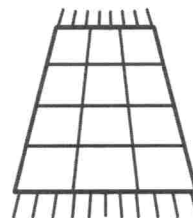
cupboard



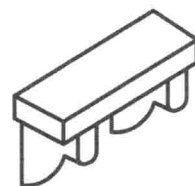
pillow



blanket



rug



shelf

11

eleven

12

twelve

13

thirteen

14

fourteen

15

fifteen

16

sixteen

17

seventeen

18

eighteen

19

nineteen

20

twenty

14 Verbs



climb



draw



fly



run



sing



swim



talk

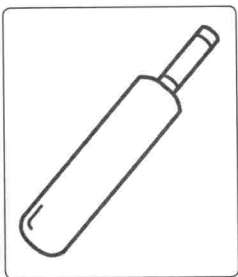


walk




write


15 The beach




bat



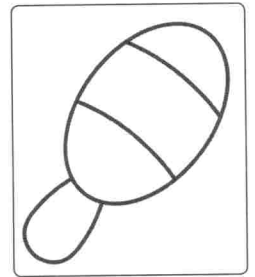
beach




boat




crab




ice lolly




sandcastle



shell



sun cream



the sea

1 Trace and copy.

A A A a a a

B B B b b b

C C C c c c

D D D d d d

E E E e e e

F F F f f f

G G G g g g

H H H h h h

I I I i i i

J J J j j j

K K K k k k

L L L l l l

M M M m m m

N N N n n n

O O O o o o

P P P p p p

Q Q Q . . q q q . .

R R R . . r r r . .

S S S . . s s s . .

T T T . . t t t . .

U U U . . u u u . .

V V V . . v v v . .

W W W . . w w w . .

X X X . . x x x . .

Y y Y y Y y

Z z Z z Z z

1 2 1 2 1 2

3 4 3 4 3 4

5 6 5 6 5 6

7 8 7 8 7 8

9 10 9 10 9 10